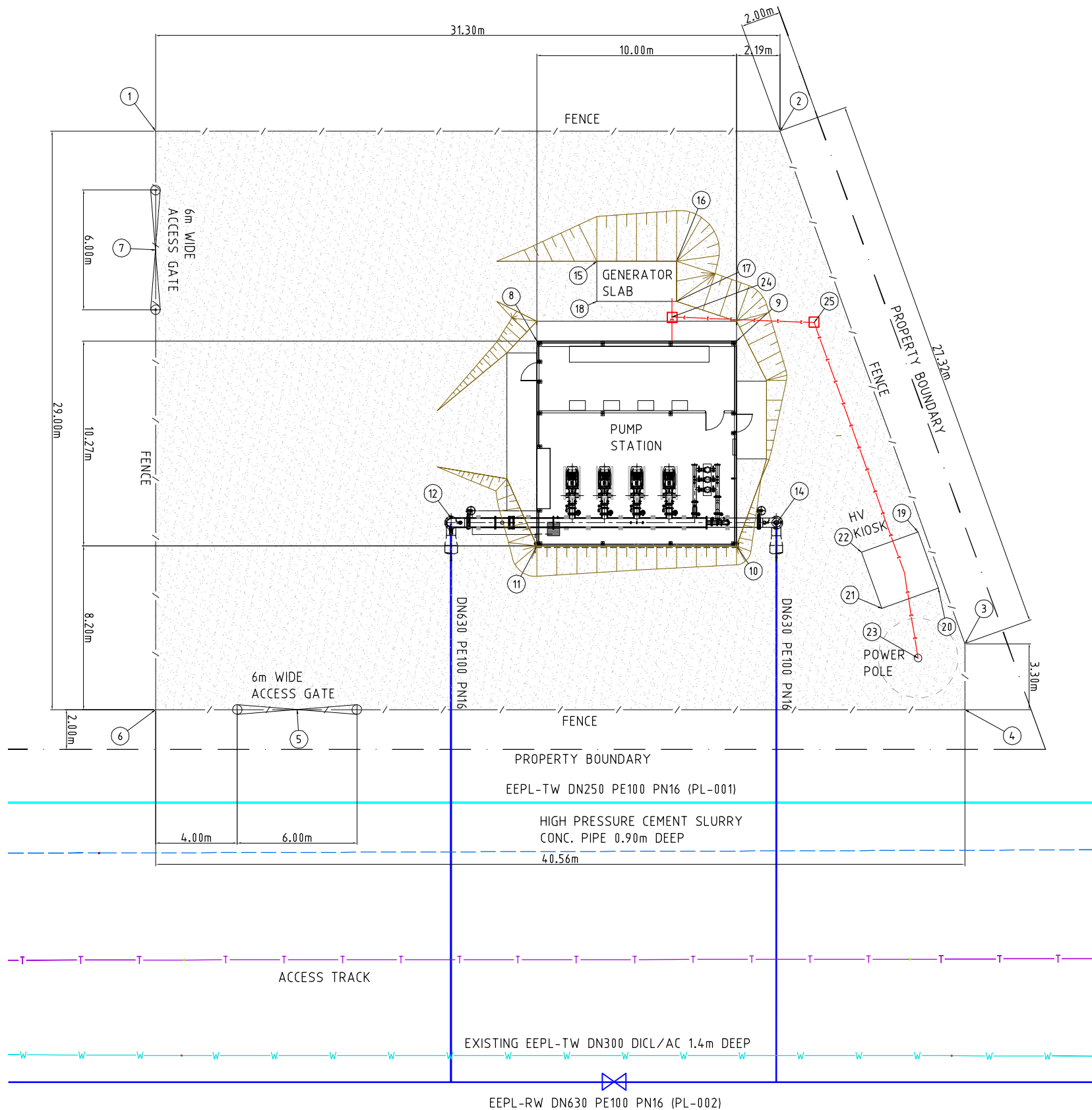


11.3 Appendix C – Concept Design Drawing



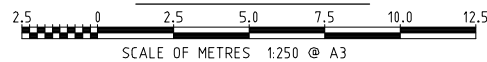
SETOUT COORDINATES				
POINT	EASTING	NORTHING	R.L.	REMARKS
1	311025.063	7364783.312	-	FENCE
2	311039.202	7364811.232	-	FENCE
3	311066.315	7364807.886	-	FENCE
4	311069.259	7364806.395	-	FENCE
5	311054.137	7364776.533	-	ACCESS GATE
6	311050.934	7364770.209	-	FENCE
7	311030.384	7364780.617	-	ACCESS GATE
8	311043.092	7364795.601	-	PUMP STATION SLAB
9	311047.611	7364804.521	-	PUMP STATION SLAB
10	311056.773	7364799.882	-	PUMP STATION SLAB
11	311052.254	7364790.960	-	PUMP STATION SLAB
12	311049.064	7364787.757	-	DISCHARGE STUB UP
13			-	NOT IN USE
14	311056.671	7364802.175	-	SUCTION STUB UP
15	311040.880	7364800.084	-	GENERATOR SLAB
16	311042.687	7364803.653	-	GENERATOR SLAB
17	311044.471	7364802.749	-	GENERATOR SLAB
18	311042.664	7364799.181	-	GENERATOR SLAB
19	311060.254	7364808.313	-	HV KIOSK SLAB
20	311063.231	7364807.946	-	HV KIOSK SLAB
21	311062.864	7364804.968	-	HV KIOSK SLAB
22	311059.887	7364805.336	-	HV KIOSK SLAB
23	311065.895	7364805.469	-	POWER POLE
24	311045.072	7364802.180	-	ELECTRICAL PIT
25	311048.534	7364808.418	-	ELECTRICAL PIT

LEGEND:

EXISTING:

- FENCE
- WATER OTHER
- ELECT'L POWER (OH or UG)
- TELSTRA CABLE
- SLURRY PIPELINE
- PROPOSED EEPL-TW (PL-001)
- PROPOSED EEPL-TW (PL-002)

SITE LAYOUT PLAN



REGISTERED PROFESSIONAL ENGINEER OF QUEENSLAND
NAME:
RPEQ NO.:
DIVISION:
SIGNATURE: _____ DATE: -/-/ -

ISSUED FOR TENDER
NOT TO BE USED FOR CONSTRUCTION PURPOSES

REV	DATE	REVISION DESCRIPTION	DRN	CHKD	EXT. APP.	GAWB ACC.	REFERENCE DRAWINGS	NUMBER
D	23/11/24	ISSUED FOR TENDER	BD	MM	PS	-		
C	21/11/24	PRELIMINARY DESIGN DEVELOPED	BD	MM	PS	-		
B	06/11/24	DESIGN DEVELOPMENT	BD	MM	PS	-		
A	07/10/24	PRELIMINARY DESIGN ISSUED FOR REVIEW	BD	MM	PS	-		



Gladstone Area Water Board

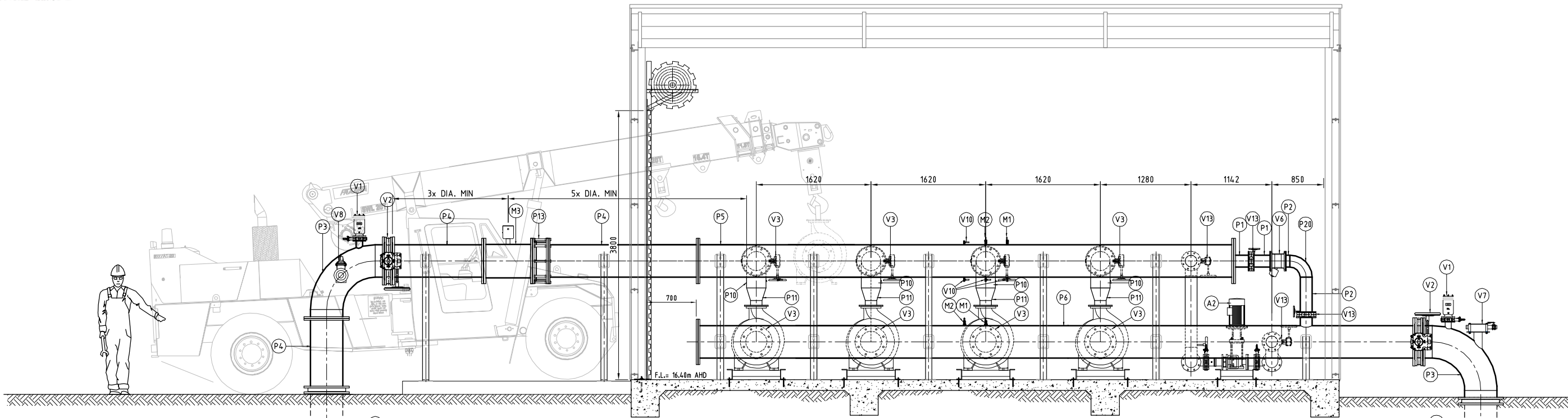
136 Goondoon Street Gladstone Q 4680 PO Box 466 Gladstone Q 4680 Tel: (07) 4976 3000 ABN: 88 409 667 181

DRAWN BY	BERNARD I. D.	23/09/24
DESIGNED BY	MICHAEL MARIES	23/09/24
REVIEWED BY	PETER SEMIANIW	23/09/24
ACCEPTANCE BY		
RPEQ APPROVAL		
GAWB ACCEPTANCE		

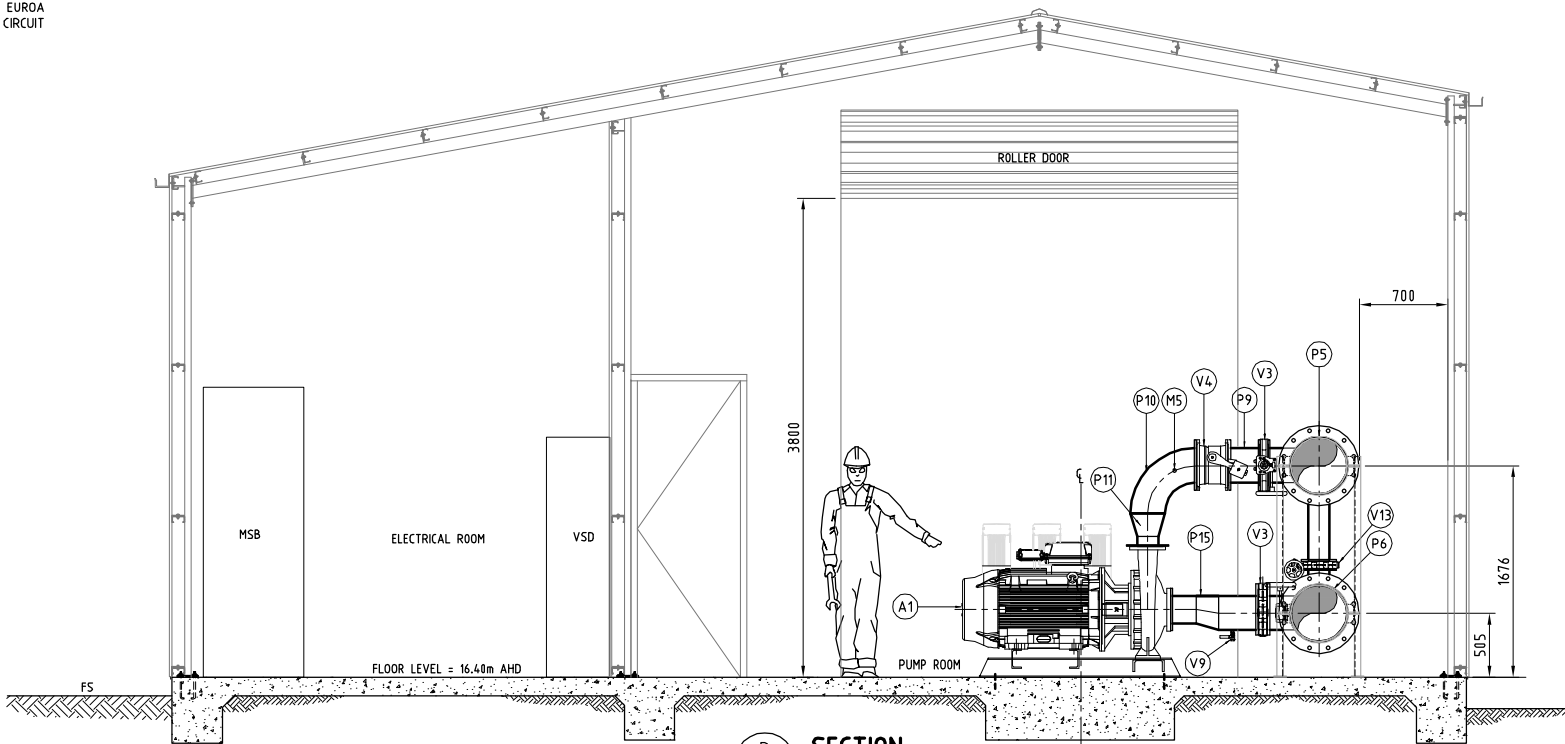
EAST END PIPELINE - RAW WATER
LANDING ROAD PUMP STATION
SITE LAYOUT

P2024_12-PS-002-002

PROJECT No.	SIZE	DRAWING No.	SCALE	REV
GAWB #	A3	XXX-X-XXXX	AS NOTED	D



A SECTION
003 SCALE: 1:60 @ A3



B SECTION
003 SCALE: 1:60 @ A3

NOTES:

1. PIPEWORK SCHEDULE LOCATED ON DWG P2024_12-PS-002-003.
2. CONTRACTOR TO CONFIRM ALL DIMENSIONS ON SITE BEFORE MANUFACTURING.
3. CONTRACTOR TO ENSURE PIPEWORK IS PROPERLY SUPPORTED.
4. INSULATED GASKET SETS TO BE PROVIDED BETWEEN STAINLESS STEEL AND DIEL PIPEWORK AND FITTINGS.
5. DENSO PROTECTION TO BE PROVIDED TO ALL BELOW GROUND FITTINGS.
6. ALL STAINLESS STEEL PIPEWORK SHOWN TO BE GRADE 316 SCHEDULE 10.
7. NON-RETURN VALVE COUNTERWEIGHTS TO BE ENCLOSED IN PROTECTIVE CAGE FOR SAFETY. NOT SHOWN FOR CLARITY.



REGISTERED PROFESSIONAL ENGINEER OF QUEENSLAND
NAME:
RPEQ NO.:
DIVISION:
SIGNATURE: _____ DATE: -/-/

ISSUED FOR TENDER
NOT TO BE USED FOR CONSTRUCTION PURPOSES

REV	DATE	REVISION DESCRIPTION	DRN	CHKD	EXT. APP.	GAWB ACC.	REFERENCE DRAWINGS	NUMBER
D	23/11/24	ISSUED FOR TENDER	BD	MM	PS	-		
C	21/11/24	PRELIMINARY DESIGN DEVELOPED	BD	MM	PS	-		
B	06/11/24	DESIGN DEVELOPMENT	BD	MM	PS	-		
A	07/10/24	PRELIMINARY DESIGN ISSUED FOR REVIEW	BD	MM	PS	-		



Gladstone Area Water Board

136 Goodwood Street Gladstone Q 4680 PO Box 466 Gladstone Q 4680 Tel: (07) 4976 3000 ABN: 88 409 667 181

DRAWN BY: BERNARD I. D. 23/09/24
DESIGNED BY: MICHAEL MARIES 23/09/24
REVIEWED BY: PETER SEMIANIW 23/09/24
ACCEPTANCE BY: RPEQ APPROVAL
GAWB ACCEPTANCE

**EAST END PIPELINE - RAW WATER
LANDING ROAD PUMP STATION
PIPEWORK SECTIONS**

P2024_12-PS-002-004

PROJECT No.	SIZE	DRAWING No.	SCALE	REV
GAWB #	A3	XXX-X-XXXX	AS NOTED	D