

Unite & Recover 

Capital Program

2020 update



Queensland
Government

Copyright

This publication is protected by the Copyright Act 1968.

Licence



This work, except as identified below, is licensed by Queensland Treasury under a Creative Commons Attribution-Non Commercial

Works (CC BY-NC) 4.0 Australia licence. To view a copy of this licence, visit: <http://creativecommons.org.au/>

You are free to copy and communicate this publication, as long as you attribute it as follows:

© State of Queensland, Queensland Treasury, August 2020

Third party material that is not licensed under a Creative Commons licence is referenced within this publication. All content not licensed under a Creative Commons licence is all rights reserved. Please contact Queensland Treasury / the copyright owner if you wish to use this material.

The Queensland Government is committed to providing accessible services to Queenslanders of all cultural and linguistic backgrounds. If you have difficulty understanding this publication and need a translator, please call the Translating and Interpreting Service (TIS National) on 13 14 50 and ask them to contact the Queensland Treasury on 07 3035 3532.



Disclaimer

While every care has been taken in preparing this publication, to the extent permitted by law, the State of Queensland accepts no responsibility and disclaims all liability (including without limitation, liability in negligence) for all expenses, losses (including direct and indirect loss), damages and costs incurred as a result of decisions or actions taken as a result of any data, information, statement or advice, expressed or implied, contained within. To the best of our knowledge, the content was correct at the time of publishing.

Copies of this publication are available on our website at www.treasury.qld.gov.au and further copies are available upon request to:

Queensland Treasury

PO Box 15009, City East, QLD 4000

Phone: 13 QGOV (13 7468)

Email: Communications@treasury.qld.gov.au

Web: www.treasury.qld.gov.au

Contents

| | |
|-------------------------------------|----|
| Introduction | 04 |
| Infrastructure classes | |
| Cross-government | 05 |
| Transport | 10 |
| Energy | 18 |
| Water | 23 |
| Health | 26 |
| Education and training | 31 |
| Digital | 37 |
| Justice and public safety | 39 |
| Arts, culture, sport and recreation | 44 |
| Social housing | 48 |
| Regional highlights | |
| Brisbane and Redlands | 51 |
| Central Queensland | 52 |
| Darling Downs | 53 |
| Far North Queensland | 54 |
| Gold Coast | 55 |
| Ipswich | 56 |
| Logan | 57 |
| Mackay–Whitsunday | 58 |
| Outback Queensland | 59 |
| Sunshine Coast and Moreton Bay | 60 |
| Townsville | 61 |
| Wide Bay | 62 |

Introduction

Infrastructure has always played an essential role in ensuring a strong and resilient Queensland. It supports our growing communities, encourages employment outcomes, and enables delivery of critical services.

Infrastructure investment has played a significant role in economic recovery from past natural disasters and downturns. In a post-COVID-19 environment, it will be critical to accelerating the state's road to recovery through investment in traditional and emerging industries and sectors.

A certain and responsive infrastructure pipeline is key to industry recovery. Recognising this, the Queensland Government is committed to a four-year, \$51.8 billion program of works. The Capital Program will see the right infrastructure delivered in the right place and at the right time to unite and recover for jobs and the community.

This Capital Program update provides point in time data and assurance of a pipeline of committed work. It prioritises infrastructure investment and delivery to support economic and employment growth, providing visibility of the infrastructure investment strategy and a delivery program across ten infrastructure classes. To provide further visibility to industry, each infrastructure class highlights the spend for this financial year and the anticipated 18-month projected spend to December 2021.

The Capital Program update provides certainty of the government's continued commitment to invest in new infrastructure.

Cross-government

Queensland is a vast and economically diverse state, covering an area of 1727 million square kilometres. The right infrastructure delivered at the right time improves liveability and resilience and supports ongoing economic development and job creation. Infrastructure solutions must respond to the different requirements and strengths of each region.

\$1.317 billion is allocated to the cross-government capital program this financial year, with a total indicative allocation of \$1.932 billion to December 2021.



Cross-government

Cross-government program

| Project | Total estimated cost (\$M) | Estimated expenditure to 30-06-2020 (\$M) | FY 2020-21 (\$M) | FY 2021-22 (\$M) | FY 2022-23 (\$M) | Beyond FY 2022-23 (\$M) |
|---|----------------------------|---|------------------|------------------|------------------|-------------------------|
| Regional Queensland | | | | | | |
| Atherton Community Centre | 2.050 | 0.143 | 1.907 | | | |
| Autonomous Systems | 9.100 | 3.610 | 5.490 | | | |
| Bakers Road Floodway | 0.272 | 0.245 | 0.027 | | | |
| Bowen Beach Seawall | 0.895 | 0.806 | 0.089 | | | |
| Building our Regions ¹ | 345.910 | 278.231 | 33.901 | 15.778 | 14.000 | 4.000 |
| Bundaberg Central Men's Shed | 0.200 | 0.100 | 0.100 | | | |
| Callide Dam flood mitigation investigation | 3.750 | 2.785 | 0.965 | | | |
| Capricorn Coast Pineapple Rail-Trail extension | 0.455 | 0.087 | 0.368 | | | |
| Clinton Industrial Estate | 20.251 | 1.001 | 0.500 | 0.500 | 10.000 | 8.250 |
| Community Preparedness Fund | 1.150 | 0.349 | 0.801 | | | |
| Community Services - Bowen Neighbourhood Centre | 3.405 | 0.464 | 2.941 | | | |
| Community Services - Bundaberg Neighbourhood Centre Driveway Upgrade | 0.273 | 0.002 | 0.271 | | | |
| Community Services - Mount Isa 39 Camooweal Arthur Petersen Diversionsary Centre bathroom upgrade | 0.651 | 0.030 | 0.621 | | | |
| Community Services - The Oasis Townsville | 9.300 | 1.150 | 8.150 | | | |
| Community Services - Thursday Island Community Centre | 5.594 | 2.994 | 2.600 | | | |
| Community Services - Townsville Women's Centre | 4.150 | 2.950 | 1.200 | | | |
| Community Services - Wilsonton Neighbourhood Centre | 3.800 | 0.665 | 0.635 | 2.500 | | |
| Cunnamulla artesian hot springs and river walk experience (Commonwealth) | 4.996 | 0.250 | 1.250 | 2.500 | 0.996 | |
| Emergency Warning Sirens in Central Highlands | 0.177 | 0.157 | 0.020 | | | |
| Gladstone State Development Area | 12.715 | 7.115 | 1.250 | 0.500 | 0.600 | 3.250 |
| Government Employee Housing | Ongoing | | 40.226 | | | |
| Halifax Flood Mitigation Levee | 0.391 | 0.117 | 0.274 | | | |
| Hopeland (Linc Energy) Management and Remediation Project | 4.915 | 2.606 | 2.009 | 0.100 | 0.100 | 0.100 |
| Indigenous Councils Critical Infrastructure Program | 120.000 | 51.845 | 15.493 | 30.338 | 22.324 | |
| Kuranda Skyrail and infrastructure levy | Ongoing | | 0.744 | | | |
| Mackay Beach restoration and mitigation | 4.562 | 3.543 | 1.019 | | | |

Note: Figures may not add due to rounding

¹ The Building our Regions program Total Estimated Cost (TEC) represents only those funds controlled by the Department of State Development Tourism and Innovation, approximately \$10.385 million has been transferred to other agencies during the program's life to date bringing the total program TEC to \$356.295 million at the Whole of Government level.

| Project | Total estimated cost (\$M) | Estimated expenditure to 30-06-2020 (\$M) | FY 2020-21 (\$M) | FY 2021-22 (\$M) | FY 2022-23 (\$M) | Beyond FY 2022-23 (\$M) |
|--|----------------------------|---|------------------|------------------|------------------|-------------------------|
| Mackay Bluewater Trail and Queens Park Revitalisation | 8.864 | 4.153 | 4.711 | | | |
| Minor Property, Plant and Equipment - Department of Aboriginal and Torres Strait Islander Partnerships | Ongoing | | 0.100 | | | |
| Mt Morgan Dam | 1.600 | | 1.600 | | | |
| Natural Disaster Relief & Recovery Arrangements (Local Government Authorities) | Ongoing | | 540.336 | | | |
| Northern Peninsula Area water supply system – replacement of asbestos cement pipelines | 5.000 | 1.499 | 2.084 | 1.417 | | |
| Palm Island rising main project (Commonwealth) | 2.000 | | 1.500 | 0.500 | | |
| Paroo Shire Council upgrade to critical sewerage infrastructure | 9.100 | 6.300 | 2.800 | | | |
| Proserpine Entertainment Centre | 5.725 | 1.717 | 4.008 | | | |
| Salisbury Plains Industrial Precinct | 5.452 | 2.202 | 0.250 | 0.500 | 2.000 | 0.500 |
| Stock Routes Water Facilities Capital Works | Ongoing | | 0.800 | | | |
| Student nurse accommodation - Roma | 5.950 | 0.724 | 5.226 | | | |
| Toowoomba State Emergency Service Operations Centre | 1.000 | 0.300 | 0.700 | | | |
| Torres Shire Council water treatment infrastructure upgrade | 12.000 | 10.800 | 1.200 | | | |
| Townsville Regional Industrial Estate | 7.197 | 4.497 | 0.200 | 0.200 | 1.900 | 0.400 |
| Upgrade and Refurbishment of Toowoomba Facilities | 15.670 | 8.877 | 3.613 | 2.908 | 0.272 | |
| Upgrade to G block Mareeba Research Facility | 0.890 | | 0.390 | 0.500 | | |
| Wackford Street Drainage | 1.884 | 1.440 | 0.444 | | | |
| Whitsunday Regional Council administration building | 5.000 | 3.154 | 1.846 | | | |
| Works for Queensland | 200.000 | 105.000 | 60.000 | 35.000 | | |
| South East Queensland | | | | | | |
| African Swine Fever Preparedness Scientific Equipment | 0.186 | | 0.186 | | | |
| Asset replacement - Department of Housing and Public Works (CITEC) | Ongoing | | 2.000 | | | |
| Asset replacement - Department of Housing and Public Works (QSS) | Ongoing | | 0.100 | | | |
| Asset Replacement Program - Library Board of Queensland | Ongoing | | 0.700 | | | |
| Carseldine Urban Village | 33.949 | 14.673 | 13.055 | 6.221 | | |
| Community Services - Kallangur Area Neighbourhood Centre | 4.255 | 1.185 | 3.070 | | | |
| Community Services – Ripley Neighbourhood Centre | 4.100 | | 0.730 | 1.270 | 2.100 | |
| Community Services – Yarrabilba Hive | 2.035 | | 0.535 | 1.500 | | |
| Computer Equipment - Department of Agriculture and Fisheries | Ongoing | | 4.320 | | | |

Note: Figures may not add due to rounding

Cross-government

| Project | Total estimated cost (\$M) | Estimated expenditure to 30-06-2020 (\$M) | FY 2020-21 (\$M) | FY 2021-22 (\$M) | FY 2022-23 (\$M) | Beyond FY 2022-23 (\$M) |
|---|----------------------------|---|------------------|------------------|------------------|-------------------------|
| Critical infrastructure and services upgrade program | 14.493 | 1.936 | 7.695 | 4.862 | | |
| Digital Collection Additions | Ongoing | | 0.595 | | | |
| Ecosciences and Health and Food Sciences Precincts Fitout Replacement Program | Ongoing | | 0.324 | | | |
| Elderly Parent Carer Innovation Initiative - North Coast - Wesley Mission | 1.000 | 0.800 | 0.200 | | | |
| Electorate Office Accommodation Improvement Program | Ongoing | | 1.127 | | | |
| Fire Ant Digital Capability Software | 0.909 | 0.309 | 0.600 | | | |
| Gold Coast Health and Knowledge Precinct | 32.245 | 23.399 | 3.011 | 1.851 | 0.552 | 3.432 |
| Heritage Collection Additions | Ongoing | | 0.465 | | | |
| Information Collection Additions | Ongoing | | 0.349 | | | |
| Information technology network infrastructure - Legislative Assembly of Queensland | Ongoing | | 1.065 | | | |
| Logan City Councils Flooded Road Warning System | 0.880 | 0.792 | 0.088 | | | |
| Mid-life refit of the "KI Ross" | 1.600 | | 1.000 | 0.600 | | |
| New Glasshouse Maroochy Research Facility | 1.265 | 0.240 | 1.025 | | | |
| Northshore Hamilton | 357.447 | 68.185 | 20.528 | 16.681 | 12.307 | 239.746 |
| Optimisation projects and initiatives | Ongoing | | 0.300 | | | |
| Other Property, Plant and Equipment - Legislative Assembly of Queensland | Ongoing | | 2.861 | | | |
| Oxley Priority Development Area | 27.340 | 3.768 | 22.388 | 1.184 | | |
| Parliament House fire protection | 9.615 | 8.735 | 0.880 | | | |
| Sarabah Road Floodway | 0.082 | 0.069 | 0.013 | | | |
| Sunshine Coast Industrial Park- Stage 2 | 30.852 | 0.352 | 1.000 | 10.000 | 10.000 | 9.500 |
| Wacol Tick Fever Centre Refurbishment | 1.618 | 0.328 | 1.290 | | | |
| Yeerongpilly Green | 66.568 | 55.225 | 0.497 | 1.712 | | 9.134 |
| Yeronga Priority Development Area | 12.513 | 10.886 | 0.530 | 0.442 | 0.083 | 0.572 |
| Statewide | | | | | | |
| Abandoned Mines - Care and Maintenance, Risk Mitigation, Remediation and Consultation | 1.825 | 1.325 | 0.500 | | | |
| Building Acceleration Fund | 200.000 | | 35.000 | 75.000 | 60.000 | 30.000 |
| Building Works and Capital Replacements | Ongoing | | 0.500 | | | |
| Community Services - General property Upgrades | Ongoing | | 1.453 | | | |
| Community Services - Neighbourhood Centre Renewal Program | 10.480 | 9.980 | 0.500 | | | |
| COVID Works for Queensland | 200.000 | | 180.000 | 20.000 | | |
| Disability Infrastructure Program - General property Upgrades | Ongoing | | 0.500 | | | |

Note: Figures may not add due to rounding

| Project | Total estimated cost (\$M) | Estimated expenditure to 30-06-2020 (\$M) | FY 2020-21 (\$M) | FY 2021-22 (\$M) | FY 2022-23 (\$M) | Beyond FY 2022-23 (\$M) |
|---|----------------------------|---|------------------|------------------|------------------|-------------------------|
| Disaster Resilience Fund | 8.600 | 2.881 | 4.708 | 1.011 | | |
| Heavy Plant and Equipment - Department of Agriculture and Fisheries | Ongoing | | 0.914 | | | |
| Legal Recognition of Torres Strait Islander Traditional Child Rearing Practice | 0.570 | | 0.570 | | | |
| Local Government Grants and Subsidies Program | Ongoing | | 30.852 | | | |
| Minor Works - Department of Agriculture and Fisheries | Ongoing | | 1.195 | | | |
| National Partnership Agreement - Disaster Risk Reduction | 65.507 | | 10.482 | 14.411 | 14.411 | 26.203 |
| Natural Disaster Resilience Program (joint funded with the Australian Government) | 15.475 | 9.993 | 5.482 | | | |
| Office Accommodation and Child Safety Service Centres | Ongoing | | 4.682 | | | |
| Office Accommodation Holding Emergent & Unavoidable | Ongoing | | 0.604 | | | |
| Office Accommodation Program | Ongoing | | 21.919 | | | |
| Other - Department of Natural Resources, Mines and Energy | Ongoing | | 4.038 | | | |
| Other minor capital purchases - Department of Local Government, Racing and Multicultural Affairs | Ongoing | | 0.025 | | | |
| Other Plant and Equipment - ICT, Department of State Development, Tourism and Innovation | Ongoing | | 0.050 | | | |
| Other Property, Plant and Equipment - Department of Agriculture and Fisheries | Ongoing | | 0.671 | | | |
| Other Property, Plant and Equipment - SDA, Office of the Coordinator-General, Department of State Development, Tourism and Innovation | 1.209 | 1.059 | 0.100 | 0.050 | | |
| Plant and Equipment - Electoral Commission of Queensland | Ongoing | | 0.079 | | | |
| Public works - other property, plant and equipment | Ongoing | | 2.363 | | | |
| Queensland First Home Owners' Grant | Ongoing | | 102.125 | | | |
| Research Facilities Development - Department of Agriculture and Fisheries | Ongoing | | 0.962 | | | |
| Residential Care Facilities | Ongoing | | 1.380 | | | |
| Royalties for the Regions - 4 | 85.688 | 85.588 | 0.100 | | | |
| Scientific Equipment - Department of Agriculture and Fisheries | Ongoing | | 1.121 | | | |
| Strategic Resources Exploration Program | 5.606 | 4.761 | 0.845 | | | |
| System Development | Ongoing | | 7.979 | | | |
| Unite and Recover Community Stimulus Package | 50.000 | | 45.000 | 5.000 | | |
| Vessels and Marine Equipment - Department of Agriculture and Fisheries | Ongoing | | 0.849 | | | |
| Water Monitoring | Ongoing | | 0.600 | | | |
| Wild Dog Barrier Fence - Department of Agriculture and Fisheries | Ongoing | | 1.307 | | | |

Note: Figures may not add due to rounding

Transport

Transport infrastructure is a fundamental enabler of the Queensland economy, providing access to markets, employment, resources, services and the community.

\$6.114 billion is allocated to the transport capital program this financial year, with a total indicative allocation of \$8.970 billion to December 2021.



Transport program

| Project | Total estimated cost (\$M) | Estimated expenditure to 30-06-2020 (\$M) | FY 2020-21 (\$M) | FY 2021-22 (\$M) | FY 2022-23 (\$M) | Beyond FY 2022-23 (\$M) |
|---|----------------------------|---|------------------|------------------|------------------|-------------------------|
| Regional Queensland | | | | | | |
| Bowen Developmental Road (Collinsville - Belyando Crossing), Rockingham Creek to Mount Coolon, pave and seal | 28.750 | 12.435 | 10.758 | 5.557 | | |
| Bruce Highway (Ayr - Townsville), Haughton River Floodplain, construct bridges and approaches | 514.335 | 172.350 | 96.483 | 42.308 | 50.233 | 152.960 |
| Bruce Highway (Ayr - Townsville), Mailman Road - Mackenzie Creek, widen and seal | 23.400 | 10.719 | 9.568 | 0.250 | | 2.863 |
| Bruce Highway (Benaraby - Rockhampton), Benaraby to Calliope River, Safety Works | 40.263 | 29.789 | 7.973 | 2.500 | | |
| Bruce Highway (Benaraby - Rockhampton), Calliope River - Mount Larcom, widen pavement | 21.000 | 4.485 | 14.415 | 2.100 | | |
| Bruce Highway (Benaraby - Rockhampton), Gentle Annie Road and St Arnauds Creek, widen pavement | 26.660 | 6.203 | 18.457 | 2.000 | | |
| Bruce Highway (Cooroy to Curra) Section D, construction | 1,000.000 | 6.000 | 140.000 | 240.000 | 250.000 | 364.000 |
| Bruce Highway (Gin Gin - Benaraby), Palm Creek to Fairbairn Flats, improve safety | 11.748 | 3.600 | 6.648 | 1.500 | | |
| Bruce Highway (Gympie - Maryborough), various locations, improve intersections | 7.530 | 0.533 | 5.923 | 0.491 | 0.583 | |
| Bruce Highway (Innisfail - Cairns), Cairns Southern Access Corridor Stage 3, Edmonton to Gordonvale, duplicate from two to four lanes | 481.000 | 70.232 | 90.633 | 91.535 | 91.326 | 137.274 |
| Bruce Highway (Innisfail - Cairns), Cairns Southern Access Corridor Stage 4, Kate Street to Aumuller Street, widen four to six lanes | 104.070 | 59.063 | 30.373 | 2.325 | 12.309 | |
| Bruce Highway (Mackay - Proserpine), Hampden - Kuttabul, widening formation and rehabilitation | 36.960 | 5.945 | 18.228 | 8.407 | 4.380 | |
| Bruce Highway (Mackay - Proserpine), Mackay Northern Access, construct additional lanes | 120.350 | 19.826 | 42.882 | 40.806 | 8.142 | 8.693 |
| Bruce Highway (Maryborough - Gin Gin), Apple Tree Creek, improve intersections | 20.343 | 1.868 | 7.743 | 7.743 | 2.989 | |
| Bruce Highway (Maryborough - Gin Gin), North of Mixhills Road - South of Walla Island Road, construct overtaking lanes | 10.338 | 0.892 | 4.161 | 4.163 | 1.122 | |
| Bruce Highway (Proserpine - Bowen), Emu Creek to Drays Road, various sections, widen formation | 38.820 | 1.655 | 7.309 | 18.447 | 8.709 | 2.700 |
| Bruce Highway (Rockhampton - St Lawrence), Neilsen Avenue - Plentiful Creek, widen pavement | 18.271 | 4.104 | 12.167 | 2.000 | | |
| Bruce Highway (Rockhampton - St Lawrence), Plentiful Creek, construct overtaking lanes | 9.435 | 5.472 | 3.962 | | | |
| Bundaberg - Gin Gin Road, Burnett River Traffic Bridge rehabilitation | 28.550 | 24.983 | 3.567 | | | |
| Burnett Highway (Gayndah - Monto), Eidsvold, Three Moon, replace bridge | 18.000 | 0.897 | 9.422 | 6.281 | 1.400 | |
| Cairns Southern Access Cycleway, construct cycleway | 23.800 | 2.806 | 8.004 | 12.990 | | |
| Cairns Western Arterial Road, Harley Street Intersection Upgrade | 17.051 | 6.836 | 5.424 | 3.191 | 1.600 | |
| Capricorn Highway (Rockhampton - Emerald), Gracemere - Emerald, overtaking lanes | 19.000 | 6.442 | 10.670 | 1.888 | | |

Note: Figures may not add due to rounding

Transport

| Project | Total estimated cost (\$M) | Estimated expenditure to 30-06-2020 (\$M) | FY 2020-21 (\$M) | FY 2021-22 (\$M) | FY 2022-23 (\$M) | Beyond FY 2022-23 (\$M) |
|---|----------------------------|---|------------------|------------------|------------------|-------------------------|
| Capricorn Highway duplication (Rockhampton - Gracemere) | 74.990 | 32.411 | 31.579 | 11.000 | | |
| Captain Cook Highway (Cairns - Mossman), widen pavement | 21.917 | 8.142 | 4.973 | 3.614 | 5.188 | |
| Cunningham Highway (Ipswich - Warwick), Eight Mile intersection upgrade | 22.000 | 0.250 | 6.000 | 12.500 | 3.250 | |
| Dawson Highway (Gladstone - Biloela), various locations, strengthen bridges and widen and rehabilitate pavement | 14.200 | 5.000 | 9.200 | | | |
| Far North Queensland Ports Corporation Limited - Cairns Shipping Development Project | 118.754 | 113.467 | 5.287 | | | |
| Far North Queensland Ports Corporation Limited - Foreshore Development (C5) | Ongoing | | 1.500 | | | |
| Far North Queensland Ports Corporation Limited - Mourilyan Lease Acquisitions | 1.627 | 0.327 | 1.000 | 0.300 | | |
| Far North Queensland Ports Corporation Limited - Plant, Equipment and Minor Works | Ongoing | | 2.404 | | | |
| Far North Queensland Ports Corporation Limited - Tingira Street Subdivision Development (S3) | Ongoing | | 2.500 | | | |
| Gladstone - Benaraby Road, Philip Street, duplicate lanes | 20.000 | 3.245 | 14.856 | 1.899 | | |
| Gladstone - Benaraby Road, various safety treatments | 24.400 | 17.422 | 6.978 | | | |
| Gladstone Ports Corporation Limited - Auckland Point 1 Projects | 13.591 | | 6.991 | 6.600 | | |
| Gladstone Ports Corporation Limited - Auckland Point 3 Projects | 1.636 | | 1.089 | 0.548 | | |
| Gladstone Ports Corporation Limited - Auckland Point 4 Projects | Ongoing | | 1.973 | | | |
| Gladstone Ports Corporation Limited - Capacity Maximisation | Ongoing | | 0.529 | | | |
| Gladstone Ports Corporation Limited - Conveyor Life Extension | Ongoing | | 3.595 | | | |
| Gladstone Ports Corporation Limited - Environment Projects | Ongoing | | 1.059 | | | |
| Gladstone Ports Corporation Limited - Fishermans Landing Projects | Ongoing | | 1.500 | | | |
| Gladstone Ports Corporation Limited - Information Systems Projects | 82.994 | 12.866 | 20.505 | 21.615 | 11.133 | 16.875 |
| Gladstone Ports Corporation Limited - Marine Pilot Services Projects | 9.828 | 6.248 | 0.580 | | | 3.000 |
| Gladstone Ports Corporation Limited - Plant, Equipment and Minor Works | Ongoing | | 12.985 | | | |
| Gladstone Ports Corporation Limited - Pontoon Piles Replacement | Ongoing | | 2.050 | | | |
| Gladstone Ports Corporation Limited - Port Alma Projects | Ongoing | | 0.500 | | | |
| Gladstone Ports Corporation Limited - Port of Bundaberg Projects | 4.340 | 2.340 | 2.000 | | | |
| Gladstone Ports Corporation Limited - Port Services Projects | Ongoing | | 46.095 | | | |

Note: Figures may not add due to rounding

| Project | Total estimated cost (\$M) | Estimated expenditure to 30-06-2020 (\$M) | FY 2020-21 (\$M) | FY 2021-22 (\$M) | FY 2022-23 (\$M) | Beyond FY 2022-23 (\$M) |
|--|----------------------------|---|------------------|------------------|------------------|-------------------------|
| Gladstone Ports Corporation Limited - Process Control Systems, Stockpile Management and Upgrades | Ongoing | | 35.910 | | | |
| Gladstone Ports Corporation Limited - Quarry Projects | Ongoing | | 3.175 | | | |
| Gladstone Ports Corporation Limited - Safety Projects | 7.400 | | 7.400 | | | |
| Gladstone Ports Corporation Limited - SL1 (Ship loader) Replacement | 32.870 | | 0.500 | 3.375 | 6.700 | 22.295 |
| Gladstone Ports Corporation Limited - Tug Projects | 0.100 | | 0.100 | | | |
| Kennedy Developmental Road (Winton - Boulia), pavement widening and sealing | 4.825 | 1.240 | 3.585 | | | |
| Landsborough Highway (Morven - Augathella), pavement rehabilitation and stabilisation | 2.791 | 1.028 | 1.763 | | | |
| Mackay Ring Road, construct new two lane road | 497.375 | 321.520 | 21.975 | 22.250 | 58.900 | 72.731 |
| Molongle Creek channel deepening | 9.000 | 2.917 | 6.083 | | | |
| Mt Isa Line Program | Ongoing | | 12.482 | | | |
| New England Highway (Yarraman - Toowoomba), Emu Creek Bridge Upgrade | 9.263 | 4.158 | 5.105 | | | |
| New England Highway, high risk roads safety upgrades | 19.453 | 1.688 | 16.265 | 1.500 | | |
| Newell boat ramp (north bank of Mossman River), upgrade boating infrastructure | 3.200 | 0.773 | 2.427 | | | |
| North Coast Line - Maintenance of Below Rail Assets | Ongoing | | 32.718 | | | |
| North Coast Line Capacity Improvement Project (Passing Loops) | 68.570 | 38.459 | 23.553 | 6.557 | | |
| North Queensland Bulk Ports Corporation Limited - Louisa Creek Acquisition Program | Ongoing | | 1.052 | | | |
| North Queensland Bulk Ports Corporation Limited - Transformer Project ERP Implementation | 3.820 | 1.332 | 2.488 | | | |
| North Queensland Bulk Ports Corporation Limited - Upgrade of Hay Point VTS Building | 1.931 | 0.011 | 1.920 | | | |
| North Queensland Bulk Ports Corporation Limited - Weipa - Smaller Works | Ongoing | | 0.050 | | | |
| North Queensland Bulk Ports Corporation Limited - Wharf 4 Approaches - Eastern | 1.628 | | 1.628 | | | |
| North Queensland Bulk Ports Corporation Limited - Wharf 5 Approaches - Eastern | 5.130 | | 0.030 | | | 5.100 |
| North Queensland Bulk Ports Corporation Limited - Wharf 5 Approaches - Western | 3.440 | 0.110 | 0.130 | 3.200 | | |
| Peak Downs Highway (Clermont - Nebo), Wuthung Road to Caval Ridge, pavement widening and strengthening | 35.000 | 2.013 | 17.970 | 9.159 | 5.859 | |
| Peninsula Developmental Road (Laura - Coen), Kennedy to Rocky Creek, pave and seal | 23.840 | 5.780 | 12.300 | 3.460 | 2.300 | |
| Port of Townsville Limited - Berth 4 Cranes & Cargo Terminal Area | 30.132 | 22.456 | 7.676 | | | |
| Port of Townsville Limited - Channel Capacity Upgrade | 193.458 | 41.509 | 41.278 | 51.118 | 45.555 | 13.998 |

Note: Figures may not add due to rounding

Transport

| Project | Total estimated cost (\$M) | Estimated expenditure to 30-06-2020 (\$M) | FY 2020-21 (\$M) | FY 2021-22 (\$M) | FY 2022-23 (\$M) | Beyond FY 2022-23 (\$M) |
|--|----------------------------|---|------------------|------------------|------------------|-------------------------|
| Port of Townsville Limited - Lucinda Jetty Tourist Upgrade | Ongoing | | 1.061 | | | |
| Port of Townsville Limited - Plant, Equipment and Minor Works | Ongoing | | 4.287 | | | |
| Port of Townsville Limited - Road Network Upgrades | 23.190 | 2.257 | 8.463 | 6.320 | 2.000 | 4.150 |
| Port of Townsville Limited - Small Boat Facilities Upgrades | Ongoing | | 0.100 | | | |
| Port of Townsville Limited - Wharf Facilities Upgrades | Ongoing | | 10.750 | | | |
| Regional Operations (Outside SEQ) - Maintenance of Above Rail Assets | Ongoing | | 45.525 | | | |
| Regional Roads Infrastructure Package (Capital Grants), including Yarrabah Jetty | Ongoing | | 6.800 | | | |
| Smithfield Bypass, construct bypass to a sealed standard | 164.000 | 67.304 | 42.381 | 34.539 | 19.776 | |
| Tin Can Bay Road (Gympie), Coondoo Creek Bridge Replacement | 18.000 | 13.692 | 4.208 | 0.100 | | |
| Townsville Northern Access Intersections Upgrade | 98.900 | 3.905 | 6.555 | 21.251 | 43.728 | 23.461 |
| Townsville Ring Road (Stage 5) | 230.000 | 5.289 | 10.000 | 48.000 | 90.000 | 76.711 |
| West Moreton Rail System - Maintenance of Below Rail Assets | Ongoing | | 47.760 | | | |
| Western Region Rail Systems - Maintenance of Below Rail Assets | Ongoing | | 8.558 | | | |
| South East Queensland | | | | | | |
| Albion Station Upgrade | 17.258 | 1.475 | 5.902 | 9.882 | | |
| Assets - Maintenance of Below Rail Assets - South East Queensland Rail Network | Ongoing | | 106.095 | | | |
| Auchenflower Station Upgrade | 40.261 | 6.699 | 11.880 | 13.780 | 7.903 | |
| Boating Infrastructure Program (Gold Coast Waterways Authority) | 6.772 | 0.467 | 2.355 | | 1.850 | 2.100 |
| Boondall Station Upgrade | 18.196 | 18.027 | 0.169 | | | |
| Breakfast Creek Bridge Realignment | 40.200 | 1.000 | 15.900 | 18.100 | 5.200 | |
| Bridge (12) Pier Protection (Queensland Rail) | 3.800 | 0.100 | 1.000 | 1.100 | 1.600 | |
| Bruce Highway (Brisbane - Gympie), Caboolture - Bribie Island Road interchange to Steve Irwin Way, interchange upgrade | 662.500 | 41.784 | 50.355 | 165.766 | 404.595 | |
| Bruce Highway (Brisbane - Gympie), Deception Bay Road Interchange Upgrade | 163.300 | 15.725 | 33.630 | 43.698 | 41.739 | 28.509 |
| Bruce Highway (Brisbane - Gympie), Maroochydore Road Interchange Upgrade | 301.250 | 73.525 | 87.207 | 85.137 | 55.380 | |
| Bruce Highway, Caloundra Road - Sunshine Motorway | 812.948 | 685.194 | 80.000 | 47.754 | | |
| Buranda Station Accessibility Upgrade | 31.630 | 3.026 | 9.149 | 17.352 | 2.103 | |
| Burpengary - Caboolture Road and Beerburum Road, improve intersections | 28.800 | 12.750 | 10.500 | 2.800 | 2.750 | |

Note: Figures may not add due to rounding

| Project | Total estimated cost (\$M) | Estimated expenditure to 30-06-2020 (\$M) | FY 2020-21 (\$M) | FY 2021-22 (\$M) | FY 2022-23 (\$M) | Beyond FY 2022-23 (\$M) |
|--|----------------------------|---|------------------|------------------|------------------|-------------------------|
| Caboolture - Bribie Island Road upgrade program | 30.400 | 3.757 | 10.893 | 2.500 | 12.250 | 1.000 |
| Caboolture Connection Road, improve intersections | 7.555 | 4.949 | 2.606 | | | |
| Cannon Hill Station Accessibility Upgrade | 27.048 | 5.073 | 11.285 | 6.152 | 4.539 | |
| Centenary Motorway, Sumners Road Interchange Upgrade | 80.000 | 32.484 | 20.054 | 17.516 | 9.946 | |
| Central Station Renewal | 55.679 | 7.670 | 0.945 | 5.976 | 16.336 | 24.753 |
| Clapham Yard Stabling | 298.940 | 9.000 | 78.840 | 98.400 | 100.900 | 11.800 |
| Cleveland - Redland Bay Road (Cleveland), Anita Street, intersection upgrade | 42.000 | 1.367 | 3.120 | 4.613 | 17.000 | 15.900 |
| Cross River Rail ¹ | 6,725.806 | 2,033.084 | 1,535.570 | 1,564.503 | 1,216.669 | 375.980 |
| Cross River Rail - Third party returnable works | 162.196 | 49.658 | 30.871 | 4.180 | 77.487 | |
| Dakabin Station Accessibility Upgrade | 41.776 | 9.782 | 25.306 | 2.390 | 4.299 | |
| Darra Train Station – park 'n' ride | 8.770 | 3.187 | 2.350 | 1.000 | 2.233 | |
| Deception Bay Road (Rothwell), Morris Road, improve intersection | 7.055 | 3.964 | 3.091 | | | |
| East Ipswich Station Upgrade | 37.670 | 5.605 | 17.044 | 12.601 | 2.420 | |
| Eastern Transitway | 30.000 | 3.284 | 5.216 | 11.500 | 10.000 | |
| European Train Control System Level 2 - Inner City | 646.379 | 158.789 | 169.100 | 151.200 | 72.600 | 94.690 |
| Everton Park Link Road (Stafford Road - South Pine Road), construct new link road | 31.000 | 7.129 | 12.471 | 7.500 | 3.900 | |
| Fairfield Train Station - Salisbury Train Station upgrades | 57.100 | 0.600 | 10.100 | 21.600 | 20.300 | 4.500 |
| Geebung Train Station – park 'n' ride | 3.100 | 0.534 | 1.294 | 1.272 | | |
| Gold Coast Highway (Helensvale - Southport) and Hope Island Road, improve intersection | 10.680 | 2.600 | 8.080 | | | |
| Gold Coast Light Rail (Stage 3A), Broadbeach South to Burleigh Heads, construct light rail | 709.900 | 27.000 | 106.240 | 192.322 | 242.083 | 142.255 |
| Greenbank Bus park 'n' ride upgrade | 21.000 | 5.355 | 7.000 | 8.645 | | |
| Inner City Signalling Upgrades | 56.000 | | 1.300 | 11.200 | 19.700 | 23.800 |
| Ipswich Motorway, Rocklea to Darra Stage 1 Upgrade | 400.000 | 244.409 | 35.100 | 20.011 | 100.479 | |
| Lawnton Train Station – park 'n' ride | 10.400 | 3.919 | 2.349 | 4.133 | | |
| Lindum Train Station – park 'n' ride | 5.000 | 0.232 | 0.015 | 0.236 | 4.517 | |
| Mayne Yard Accessibility | 97.240 | 0.300 | 19.640 | 31.500 | 26.800 | 19.000 |
| Mayne Yard Relocations | 22.400 | 1.100 | 5.800 | 8.000 | 5.100 | 2.400 |
| Moolabin Power Upgrade | 18.100 | 0.300 | 10.500 | 7.300 | | |
| Morayfield Station Upgrade | 21.356 | 21.267 | 0.089 | | | |

Note: Figures may not add due to rounding

¹The difference between the published capital statement and state cost component is represented by the private financing contribution to the Tunnels, Stations and Development Public Private Partnership.

Transport

| Project | Total estimated cost (\$M) | Estimated expenditure to 30-06-2020 (\$M) | FY 2020-21 (\$M) | FY 2021-22 (\$M) | FY 2022-23 (\$M) | Beyond FY 2022-23 (\$M) |
|--|----------------------------|---|------------------|------------------|------------------|-------------------------|
| Mount Glorious Road and Samford - Mount Glorious Road, improve safety | 11.300 | 1.327 | 7.973 | 2.000 | | |
| Mount Lindesay Highway (Brisbane - Beaudesert), Camp Cable Road - Johanna Street, four lane upgrade | 20.000 | 8.976 | 11.024 | | | |
| Mount Lindesay Highway (Brisbane - Beaudesert), Jimboomba to Beaudesert, various locations, improve intersections | 14.391 | 2.470 | 11.921 | | | |
| Mount Lindesay Highway (Brisbane - Beaudesert), Rosia Road - Stoney Camp Road, four lane upgrade | 22.000 | 7.689 | 14.311 | | | |
| Navigation Access and Safety (Gold Coast Waterways Authority) | 10.883 | 2.118 | 2.350 | 2.915 | 2.100 | 1.400 |
| New Generation Rollingstock | 4,155.705 | 1,456.918 | 38.630 | 127.495 | 126.638 | 2,406.024 |
| New Generation Rollingstock Operational Readiness: Power Distribution | 62.191 | 49.510 | 12.681 | | | |
| Normanby Through Road | 10.500 | 2.900 | 0.800 | 1.500 | 5.000 | 0.300 |
| North Brisbane Bikeway, Stage 2, 3 and 4 Somerset Street to Rigby Street and Rigby Street to Price Street, design and construct cycle facilities | 18.530 | 12.543 | 3.485 | 2.501 | | |
| North Coast Line - Beerburum to Nambour Rail Upgrade | 550.791 | 14.509 | 39.741 | 50.296 | 182.010 | 264.234 |
| Northern Transitway | 72.000 | 4.453 | 11.476 | 28.411 | 15.910 | 11.750 |
| Operations - Maintenance of Above Rail Assets - South East Queensland Rail Network | Ongoing | | 30.015 | | | |
| Other Central Station Upgrades | 5.199 | | 3.410 | | | 1.790 |
| Other European Train Control System Level 2 - Inner City | 42.800 | | 11.000 | 12.500 | 11.200 | 8.100 |
| Other New Generation Rollingstock Operational Readiness Projects | 3.145 | | 1.936 | 1.209 | | |
| Pacific Motorway (M1), Exit 57 (Oxenford) interchange upgrade | 25.000 | 13.043 | 11.957 | | | |
| Pacific Motorway, Eight Mile Plains - Daisy Hill | 750.000 | 69.055 | 100.750 | 150.000 | 180.000 | 250.195 |
| Pacific Motorway, Exit 41, upgrade interchange | 82.137 | 24.550 | 27.000 | 22.450 | 8.137 | |
| Pacific Motorway, Exit 49, upgrade interchange | 110.463 | 0.450 | 16.000 | 25.000 | 50.000 | 19.013 |
| Pacific Motorway, Varsity Lakes to Tugun | 1,000.000 | 70.148 | 90.000 | 190.000 | 250.000 | 399.852 |
| Plant, Equipment & Minor Works (Gold Coast Waterways Authority) | 6.960 | 3.330 | 1.595 | 1.085 | 0.250 | 0.700 |
| Redcliffe Road, Anzac Avenue / Gympie Road / Dayboro Road (Petrie roundabout), improve intersection | 30.000 | 13.840 | 5.100 | 10.750 | 0.310 | |
| Salisbury Train Station – park 'n' ride | 14.500 | 4.283 | 1.913 | 5.108 | 3.197 | |
| Scarborough Boat Harbour, construct barge ramp | 4.000 | 0.314 | 3.686 | | | |
| Southbank Station Upgrade | 11.661 | 5.315 | 6.317 | 0.030 | | |
| Spit Masterplan infrastructure | 5.027 | 1.102 | 3.925 | | | |

Note: Figures may not add due to rounding

| Project | Total estimated cost (\$M) | Estimated expenditure to 30-06-2020 (\$M) | FY 2020-21 (\$M) | FY 2021-22 (\$M) | FY 2022-23 (\$M) | Beyond FY 2022-23 (\$M) |
|--|----------------------------|---|------------------|------------------|------------------|-------------------------|
| Springfield central – park 'n' ride | 44.500 | 3.779 | 17.568 | 17.717 | 5.436 | |
| Strathpine Station Accessibility Upgrade | 24.760 | 24.723 | 0.037 | | | |
| Varsity Lakes train station park 'n' ride | 5.200 | | 4.600 | 0.600 | | |
| Virginia Train Station – park 'n' ride | 2.300 | 0.484 | 0.890 | 0.927 | | |
| Statewide | | | | | | |
| Black Spot Program | Ongoing | | 23.837 | | | |
| Bridges Renewal Programme (Capital Grants) | Ongoing | | 10.601 | | | |
| Bus Stop Shelter Program | 20.000 | 7.236 | 5.000 | 7.764 | | |
| Construction Plant Works (RoadTek) | Ongoing | | 17.000 | | | |
| Corporate Buildings (Transport and Main Roads) | Ongoing | | 8.000 | | | |
| Customer Experience (Queensland Rail) | Ongoing | | 8.936 | | | |
| Cycling Grants Program | Ongoing | | 16.782 | | | |
| Enterprise Assets (Queensland Rail) | Ongoing | | 18.891 | | | |
| Heavy Vehicle Safety and Productivity | Ongoing | | 6.123 | | | |
| Information and Technology (Queensland Rail) | Ongoing | | 28.542 | | | |
| Information Technology (Transport and Main Roads) | Ongoing | | 22.446 | | | |
| Maintenance of System wide Below Rail Assets - Queensland Rail Network | Ongoing | | 28.493 | | | |
| Maritime Safety Minor Works | Ongoing | | 6.823 | | | |
| New Public Transport Ticketing System | 371.060 | 158.299 | 68.081 | 107.678 | 37.002 | |
| Other (Enterprise) (Queensland Rail) | Ongoing | | 15.800 | | | |
| Other Capital Grants (Transport and Main Roads) | Ongoing | | 123.048 | | | |
| Other Construction Projects (Transport and Main Roads) | Ongoing | | 1,177.867 | | | |
| Other Growth (Queensland Rail) | 106.674 | | 19.645 | 36.986 | 41.699 | 8.344 |
| Other Network Enhancements (Queensland Rail) | 37.400 | | 4.500 | 10.100 | 14.200 | 8.600 |
| Passenger Transport Facilities Program (Capital Grants) | Ongoing | | 9.641 | | | |
| People Experience (Queensland Rail) | Ongoing | | 0.240 | | | |
| Plant and Equipment (Transport and Main Roads) | Ongoing | | 11.354 | | | |
| Queensland School Bus Upgrade Program | Ongoing | | 17.149 | | | |
| School Transport Infrastructure Program | Ongoing | | 7.880 | | | |
| Strategic Off-Network - Road Projects | Ongoing | | 5.244 | | | |
| Transport Corridor Acquisition Fund | Ongoing | | 131.000 | | | |
| Transport Infrastructure Development Scheme | Ongoing | | 70.000 | | | |

Note: Figures may not add due to rounding

Energy

Queensland is an energy generation powerhouse that is transitioning to a low-carbon future with high levels of energy security and reliability.

\$2.078 billion is allocated to the energy capital program this financial year, with a total indicative allocation of \$3.049 billion to December 2021.



Energy program

| Project | Total estimated cost (\$M) | Estimated expenditure to 30-06-2020 (\$M) | FY 2020-21 (\$M) | FY 2021-22 (\$M) | FY 2022-23 (\$M) | Beyond FY 2022-23 (\$M) |
|---|----------------------------|---|------------------|------------------|------------------|-------------------------|
| Regional Queensland | | | | | | |
| Barron Gorge Hydro other projects | 4.555 | 0.364 | 1.760 | 0.392 | 0.728 | 1.311 |
| Bouldercombe Primary Plant Replacement | 36.680 | 12.410 | 2.283 | 6.328 | 7.515 | 8.144 |
| Cairns operational depot development | 14.000 | | 14.000 | | | |
| Callide A/Calvale 132kV Network Reinvestment | 22.464 | 17.456 | 5.008 | | | |
| Callide Power Station enhancements, overhauls and refurbishment | 371.527 | 64.611 | 86.928 | 75.432 | 43.226 | 101.331 |
| Calvale and Callide B Substation Secondary Systems Replacement | 23.477 | 17.680 | 2.936 | 2.469 | 0.377 | 0.015 |
| Charters Towers Substation Upgrade | 2.210 | 1.130 | 1.080 | | | |
| Collinsville to Proserpine Transmission Line Refit | 40.976 | 39.063 | 1.913 | | | |
| Customer initiated works - Wide Bay/Burnett | 20.375 | 14.936 | 5.439 | | | |
| Dysart Substation Upgrade | 11.038 | 9.883 | 1.155 | | | |
| Emerald Cornet Substation Upgrade | 3.351 | 1.860 | 1.491 | | | |
| Gin Gin Substation Rebuild | 29.856 | 22.780 | 5.419 | 1.362 | 0.295 | |
| Gracemere Substation | 11.729 | 2.853 | 1.149 | 7.727 | | |
| Howard Substation Refurbishment | 7.417 | 5.776 | 1.641 | | | |
| Isolated Systems augmentation and upgrades | 5.162 | 0.972 | 4.190 | | | |
| Karara Windfarm Development | 250.000 | 2.500 | 37.500 | 210.000 | | |
| Kareeya Hydro bridge upgrade | 2.017 | 0.364 | 1.652 | | | |
| Kareeya Hydro other projects | 17.407 | 1.867 | 4.002 | 2.770 | 3.503 | 5.265 |
| Kogan Creek Mine developments and refurbishment | 15.138 | 1.604 | 1.781 | 2.422 | 3.947 | 5.385 |
| Kogan Creek Power Station enhancements, overhauls and refurbishment | 150.975 | 87.806 | 11.064 | 30.585 | 9.701 | 11.819 |
| Koombooloomba Hydro other projects | 1.719 | 0.446 | 0.302 | 0.329 | 0.163 | 0.479 |
| M028 Childers - Gaynhah - aged line rebuild | 52.089 | | 1.422 | 50.667 | | |
| Mackay Substation Replacement | 29.167 | 27.987 | 1.180 | | | |
| Mackay Tennyson Street Substation Upgrade | 18.620 | 16.870 | 1.750 | | | |
| Meandu Mine - Development Program | 54.387 | 6.153 | 4.499 | 16.677 | 16.310 | 10.748 |
| Meandu Mine - Fleet Ancillary Equipment Program | 9.743 | | 0.290 | 6.072 | 2.071 | 1.310 |
| Meandu Mine - Minor Works | 66.366 | 5.660 | 21.306 | 17.351 | 6.653 | 15.396 |
| Meandu Mine – Overhauls | 22.703 | 0.367 | 15.753 | | 1.075 | 5.508 |
| Meeandah - Whinstanes underground feeder | 2.786 | 1.654 | 1.132 | | | |
| Mine - Dozer Replacement Program | 28.914 | | 3.777 | 16.579 | 7.602 | 0.957 |
| Nebo Secondary Systems Replacement | 18.912 | 14.769 | 1.513 | 1.370 | 1.260 | |
| Nebo Substation Primary Plant Replacement | 20.998 | 15.318 | 2.037 | 2.138 | 1.505 | |
| Other Isolated Capital Work | 86.452 | 60.470 | 25.982 | | | |

Note: Figures may not add due to rounding

Energy

| Project | Total estimated cost (\$M) | Estimated expenditure to 30-06-2020 (\$M) | FY 2020-21 (\$M) | FY 2021-22 (\$M) | FY 2022-23 (\$M) | Beyond FY 2022-23 (\$M) |
|---|----------------------------|---|------------------|------------------|------------------|-------------------------|
| Other Regulated Customer Initiated Capital Work (Alternative Control Services) - Ergon Energy | 333.295 | 270.353 | 62.942 | | | |
| Other Regulated Customer Initiated Capital Work (Standard Control Services) - Ergon Energy | 260.588 | 198.851 | 61.737 | | | |
| Other Regulated Network Initiated Capital Work - Ergon Energy - augmentation | 167.719 | 141.284 | 26.435 | | | |
| Other Regulated Network Initiated Capital Work - Ergon Energy - replacements | 1,233.068 | 917.874 | 315.194 | | | |
| Replacement - Wide Bay Burnett | 11.629 | 9.199 | 2.430 | | | |
| Rockhampton OT hosting facility | 5.724 | | 5.724 | | | |
| Stanwell Power Station - Ash Storage Plan | 13.700 | 1.205 | 5.497 | 6.997 | | |
| Stanwell Power Station - Other Sustaining Projects | 140.890 | 51.136 | 15.700 | 13.673 | 11.829 | 48.553 |
| Stanwell Power Station Control System Upgrade | 53.811 | 52.737 | 1.036 | 0.037 | | |
| Stanwell Power Station Overhauls | 219.231 | 12.100 | 43.302 | 46.044 | 39.874 | 77.911 |
| Tarong North - Transformer Replacement | 7.472 | | 7.472 | | | |
| Tarong Power Station - Ash Off Take Project | 11.839 | | 11.839 | | | |
| Tarong Power Station - Low Temperature Reheater Replacement | 10.397 | | 0.100 | 3.482 | 6.816 | |
| Tarong Power Station - Other Sustaining Projects | 144.792 | 28.031 | 34.471 | 7.006 | 15.518 | 59.766 |
| Tarong Power Station Overhauls | 230.218 | 1.446 | 92.399 | 0.248 | 38.882 | 97.242 |
| Tools and Equipment - Ergon Energy | 23.193 | 17.609 | 5.584 | | | |
| Vehicles - Ergon Energy | 99.531 | 66.051 | 33.480 | | | |
| Yarranlea Substation Upgrade | 2.868 | 2.793 | 0.075 | | | |
| South East Queensland | | | | | | |
| 132kV Double Circuit Feeder Palmwoods - West Maroochydore | 91.266 | 90.476 | 0.790 | | | |
| Augmentation - Gold Coast | 87.325 | 68.528 | 18.797 | | | |
| Augmentation - Ipswich | 38.993 | 30.992 | 8.001 | | | |
| Augmentation - Sunshine Coast | 103.398 | 80.842 | 22.556 | | | |
| Chermside Substation Upgrade | 3.466 | 0.604 | 1.279 | 1.583 | | |
| Clayfield Substation Upgrade | 8.554 | 8.061 | 0.493 | | | |
| Connections - Gold Coast | 30.855 | 23.157 | 7.698 | | | |
| Connections - Ipswich | 15.276 | 11.172 | 4.104 | | | |
| Connections - Sunshine Coast | 46.643 | 33.103 | 13.540 | | | |
| Corporate - other projects - CleanCo Queensland Limited | 45.409 | 9.197 | 19.616 | 5.455 | 3.633 | 7.508 |
| Customer initiated works - Gold Coast | 45.009 | 31.884 | 13.125 | | | |
| Customer initiated works - Ipswich | 24.467 | 17.502 | 6.965 | | | |

Note: Figures may not add due to rounding

| Project | Total estimated cost (\$M) | Estimated expenditure to 30-06-2020 (\$M) | FY 2020-21 (\$M) | FY 2021-22 (\$M) | FY 2022-23 (\$M) | Beyond FY 2022-23 (\$M) |
|--|----------------------------|---|------------------|------------------|------------------|-------------------------|
| Customer initiated works - Sunshine Coast | 44.810 | 31.182 | 13.628 | | | |
| Digital office capital expenditure - Energy Queensland | 380.772 | 298.729 | 82.043 | | | |
| Ergon Energy Retail Capital Expenditure | 52.431 | 38.377 | 14.054 | | | |
| Glenore Grove Substation Upgrade | 5.322 | 2.690 | 2.632 | | | |
| Greenslopes depot | 20.682 | | 20.682 | | | |
| ICT Hardware and Software Upgrades - Stanwell Corporation Limited | 93.014 | 25.124 | 12.479 | 12.513 | 15.275 | 27.624 |
| Information and Communication Technologies - Energy Queensland Part 1 | 27.233 | 5.639 | 21.594 | | | |
| Information and Communication Technologies - Energy Queensland Part 2 | 29.131 | 4.570 | 24.561 | | | |
| Metering Dynamics | 395.123 | 161.523 | 46.800 | 186.800 | | |
| Mt Crosby Substation | 19.954 | 4.167 | 2.030 | 13.757 | | |
| Redcliffe Substation Upgrade | 6.659 | 4.995 | 1.664 | | | |
| Replacement - Gold Coast | 93.071 | 68.480 | 24.591 | | | |
| Replacement - Ipswich | 51.335 | 36.975 | 14.360 | | | |
| Replacement - Sunshine Coast | 126.543 | 96.781 | 29.762 | | | |
| Richlands Substation Upgrade | 4.534 | 3.130 | 1.404 | | | |
| Rocklea Substation Secondary Systems Replacement | 19.902 | 19.668 | 0.234 | | | |
| Swanbank E other projects | 37.029 | 4.127 | 13.003 | 5.148 | 4.231 | 10.521 |
| Tools & Equipment - Energex | 20.110 | 18.456 | 1.654 | | | |
| Upgrade of corporate information systems to support the business - CS Energy Limited | 57.326 | 23.930 | 8.130 | 8.263 | 8.398 | 8.606 |
| Vehicles - Energex | 100.142 | 78.015 | 22.127 | | | |
| Wivenhoe Major overhaul | 52.004 | 0.929 | 2.183 | 27.765 | 3.145 | 17.982 |
| Wivenhoe other projects | 21.564 | 2.092 | 3.501 | 4.095 | 4.627 | 7.249 |
| Statewide | | | | | | |
| Augmentation - Brisbane | 227.273 | 180.233 | 47.040 | | | |
| Connections - Brisbane | 170.807 | 126.355 | 44.452 | | | |
| Customer initiated works - Brisbane | 175.728 | 131.074 | 44.654 | | | |
| Gas Development | 101.000 | | 11.000 | 54.000 | 12.000 | 24.000 |
| ICT - Five Minute Settlement | 14.657 | 1.755 | 8.022 | 4.880 | | |
| Infrastructure Services Build, Own, Operate and Maintain | 152.466 | 33.766 | 29.435 | 89.265 | | |
| Low Voltage Small Copper Replacement (Stage 2 and 3) | 122.889 | 42.229 | 74.805 | 5.855 | | |

Note: Figures may not add due to rounding

Energy

| Project | Total estimated cost (\$M) | Estimated expenditure to 30-06-2020 (\$M) | FY 2020-21 (\$M) | FY 2021-22 (\$M) | FY 2022-23 (\$M) | Beyond FY 2022-23 (\$M) |
|---|----------------------------|---|------------------|------------------|------------------|-------------------------|
| Other Capital Projects | 4.287 | 0.443 | 2.415 | 0.647 | 0.330 | 0.451 |
| Property - minor program for 2020-21 - Ergon funded | 7.808 | | 7.808 | | | |
| Property and buildings program for 2020-21 - Energex funded | 1.302 | | 1.302 | | | |
| Property and buildings program for 2020-21 - EQL funded | 2.741 | | 2.741 | | | |
| Replacement - Brisbane | 418.554 | 306.997 | 111.557 | | | |
| Total Non Prescribed Transmission Network Connections | Ongoing | | 32.065 | | | |
| Total Other Projects - Powerlink Queensland | Ongoing | | 158.198 | | | |
| Yurika digital platform | 43.376 | 17.676 | 24.127 | 1.573 | | |

Note: Figures may not add due to rounding

Water

As one of the world's most precious resources, water must be sustainably used to ensure a secure supply for future generations. It is critical to agriculture, business, industry and everyday living. Affordable infrastructure that delivers a safe, secure and accessible water supply helps maximise Queensland's economic potential.

\$508 million is allocated to the water capital program this financial year, with a total indicative allocation of \$746 million to December 2021.



Water program

| Project | Total estimated cost (\$M) | Estimated expenditure to 30-06-2020 (\$M) | FY 2020-21 (\$M) | FY 2021-22 (\$M) | FY 2022-23 (\$M) | Beyond FY 2022-23 (\$M) |
|---|----------------------------|---|------------------|------------------|------------------|-------------------------|
| Regional Queensland | | | | | | |
| AC Pipeline - Calliope Bridge | 3.336 | | 0.250 | 3.086 | | |
| Approved Projects less than the threshold amount | 20.909 | 8.137 | 3.670 | 3.586 | 2.359 | 3.157 |
| Asset Enhancements - projects less than \$250,000 | Ongoing | | 1.038 | | | |
| Asset Renewals - Projects less than \$250,000 | Ongoing | | 0.611 | | | |
| Awoonga Dam Pipeline Remediation | 3.190 | | 0.103 | 1.439 | 1.649 | |
| Ayr Water Supply - infrastructure project (stage 2) | 10.000 | 3.000 | 6.000 | 1.000 | | |
| Burdekin Falls Dam Improvement and Dam Raising (planning works) | 44.424 | 18.867 | 17.630 | 4.700 | 3.227 | |
| Chlorine Dose Equipment Upgrade | 1.162 | 0.390 | 0.520 | 0.252 | | |
| Connection to Gladstone Regional Council Kirkwood Reservoir | 5.826 | 0.737 | 5.089 | | | |
| Coolmunda Dam Improvement Project (planning works) | 6.359 | 0.670 | 1.670 | 3.441 | 0.578 | |
| Expansion of Boat Creek Raw Water Supply | 5.533 | 0.019 | 0.033 | 0.137 | 0.274 | 5.070 |
| Grouped 20-21 Performance Plan Projects <\$3M Threshold | 38.072 | 5.847 | 11.090 | 11.583 | 7.564 | 1.989 |
| Hatchery Relocation Project | 6.500 | 2.514 | 3.986 | | | |
| Haughton Pipeline Stage 2 | 195.000 | | 40.000 | 120.00 | 25.000 | 10.000 |
| Lake Moondarra Deep Well Pump Station Pumps Renewal | 0.900 | 0.022 | 0.587 | 0.290 | | |
| Mareeba-Dimbulah Water Supply Scheme Efficiency Improvement Project | 28.087 | 11.949 | 13.319 | 2.820 | | |
| Mount Isa City Council Supply - Diesel Backup | 1.302 | 1.002 | 0.300 | | | |
| New South Gladstone Reservoir | 9.456 | 0.061 | 0.235 | 0.470 | 0.705 | 7.986 |
| Paradise Dam Essential Works | 100.000 | 25.000 | 75.000 | | | |
| Paradise Dam Improvement Project (planning works) | 15.000 | 5.470 | 9.530 | | | |
| Pipeline Replacement Boat Creek to East End RES | 3.193 | 0.060 | 1.310 | 1.823 | | |
| Plant and Equipment - Projects less than \$250,000 | Ongoing | | 0.075 | | | |
| Power Reliability Hilton-Lake Julius | Ongoing | | 1.700 | | | |
| Rookwood Weir - capital expenditure | 332.661 | 56.661 | 115.000 | 140.000 | 21.000 | |
| Teemurra Dam Improvement Project (planning works) | 10.041 | 1.470 | 1.620 | 4.872 | 2.079 | |
| UV Disinfection - GWTP | 3.291 | | 0.091 | 0.375 | 0.375 | 2.450 |

Note: Figures may not add due to rounding

| Project | Total estimated cost (\$M) | Estimated expenditure to 30-06-2020 (\$M) | FY 2020-21 (\$M) | FY 2021-22 (\$M) | FY 2022-23 (\$M) | Beyond FY 2022-23 (\$M) |
|--|----------------------------|---|------------------|------------------|------------------|-------------------------|
| South East Queensland | | | | | | |
| Ewen Maddock Dam Safety Upgrade - Stage 2A | 24.500 | 5.546 | 11.000 | 7.954 | | |
| Gold Coast Desalination Plant Reverse Osmosis Membrane Replacement | 16.086 | | 16.086 | | | |
| ICT Capital Program - Seqwater | Ongoing | | 10.587 | | | |
| Lake Macdonald Dam Safety Upgrade | 127.278 | 17.957 | 25.350 | 47.862 | 36.110 | |
| Mount Crosby East Bank Water Treatment Plant Filtration Upgrade | 34.948 | 12.114 | 8.000 | 8.000 | 6.834 | |
| Mt Crosby East Bank Substation Upgrade to 11kV | 16.548 | | 9.640 | 6.909 | | |
| Mt Crosby Weir Bridge Structure Upgrade | 22.660 | | 0.650 | 11.610 | 10.400 | |
| Non-Infrastructure Capital Works | Ongoing | | 10.387 | | | |
| North Pine Dam Safety Upgrade (planning costs) | 1.400 | | 1.400 | | | |
| Other Infrastructure Capital Works | Ongoing | | 49.009 | | | |
| Somerset Dam Safety Upgrade (planning costs) | 24.464 | 5.321 | 19.143 | | | |
| South West Pipeline | 95.216 | 6.203 | 13.196 | 69.408 | 6.409 | |
| Statewide | | | | | | |
| Non Infrastructure - Digital Enterprise Business Systems | 36.681 | 16.095 | 11.586 | 3.250 | 3.250 | 2.500 |
| Non-infrastructure - Other capital - SunWater Limited | Ongoing | | 3.715 | | | |
| Non-Routine Capital Works - Bulk Water | Ongoing | | 3.289 | | | |
| Non-Routine Capital Works - Industrial Pipelines | Ongoing | | 1.720 | | | |
| Non-Routine Capital Works - Irrigation Systems | Ongoing | | 3.210 | | | |

Note: Figures may not add due to rounding

Health

On many key measures, Queensland's health system ranks among the best in the world. Queensland's population is growing and demand for health services is expected to increase significantly. Equitable access to high-quality health services drives the government's commitment to ensuring Queenslanders will be among the healthiest people in the world by 2026. To achieve this, Queensland Health is striving across all service areas to provide the right care to people, when they need it and in the most appropriate location possible.

\$718 million is allocated to the health capital program this financial year, with a total indicative allocation of \$1.053 billion to December 2021.



Health program

| Project | Total estimated cost (\$M) | Estimated expenditure to 30-06-2020 (\$M) | FY 2020-21 (\$M) | FY 2021-22 (\$M) | FY 2022-23 (\$M) | Beyond FY 2022-23 (\$M) |
|--|----------------------------|---|------------------|------------------|------------------|-------------------------|
| Regional Queensland | | | | | | |
| Bowen Imaging Department (inc CT Scanner) | 5.000 | 0.039 | 4.961 | | | |
| Cairns and Hinterland - Health Technology Equipment | Ongoing | | 5.431 | | | |
| Cairns and Hinterland - Minor Capital Projects and Acquisitions | Ongoing | | 3.096 | | | |
| Cairns Hybrid Theatre | 4.531 | 2.317 | 1.364 | 0.850 | | |
| Central Queensland - Health Technology Equipment | Ongoing | | 1.500 | | | |
| Central Queensland - Minor Capital Projects and Acquisitions | Ongoing | | 2.274 | | | |
| Central West - Health Technology Equipment | Ongoing | | 0.629 | | | |
| Central West - Minor Capital Projects and Acquisitions | Ongoing | | 0.760 | | | |
| Community Care Director Software | 0.750 | | 0.750 | | | |
| Darling Downs - Health Technology Equipment | Ongoing | | 4.370 | | | |
| Darling Downs - integrated electronic Medical Record (ieMR) - Toowoomba Hospital | 5.893 | 0.272 | 5.621 | | | |
| Darling Downs - Minor Capital Projects and Acquisitions | Ongoing | | 3.518 | | | |
| Enhancing Regional Hospitals Program - Gladstone Hospital Emergency Department | 42.000 | 35.359 | 1.256 | 5.385 | | |
| Enhancing Regional Hospitals Program - Roma Hospital Redevelopment | 112.598 | 99.322 | 11.577 | 1.699 | | |
| Fraser Coast Inpatient Mental Health Service Enhancement | 39.610 | 0.946 | 7.534 | 19.223 | 5.403 | 6.504 |
| Mackay - Health Technology Equipment | Ongoing | | 2.000 | | | |
| Mackay - Minor Capital Projects and Acquisitions | Ongoing | | 1.489 | | | |
| Mackay - Proserpine Simulation Laboratory | 1.628 | 1.528 | 0.100 | | | |
| Mareeba Hospital New CT Scanner | 5.000 | 1.644 | 3.356 | | | |
| North West - Health Technology Equipment | Ongoing | | 0.655 | | | |
| North West - Minor Capital Projects and Acquisitions | Ongoing | | 0.869 | | | |
| Regional eHealth | 34.950 | 29.189 | 4.192 | 1.569 | | |
| Rural and Regional Infrastructure Package - Blackall Hospital Redevelopment | 18.900 | 7.331 | 9.371 | 2.198 | | |
| Rural and Regional Infrastructure Package - Cairns Hospital Mental Health Unit | 70.000 | 4.710 | 3.776 | 35.600 | 22.500 | 3.414 |
| Rural and Regional Infrastructure Package - Kingaroy Hospital Redevelopment | 78.500 | 48.628 | 14.604 | 5.668 | 9.600 | |
| Rural and Regional Infrastructure Package - Mer (Murray) Island Building Replacement | 7.000 | 0.783 | 0.580 | 5.003 | 0.634 | |
| Rural and Regional Infrastructure Package - Sarina Hospital Redevelopment | 16.500 | 1.023 | 1.093 | 14.384 | | |
| Rural and Regional Infrastructure Package - Staff accommodation program | 9.441 | 7.573 | 1.099 | 0.769 | | |

Note: Figures may not add due to rounding

Health

| Project | Total estimated cost (\$M) | Estimated expenditure to 30-06-2020 (\$M) | FY 2020-21 (\$M) | FY 2021-22 (\$M) | FY 2022-23 (\$M) | Beyond FY 2022-23 (\$M) |
|---|----------------------------|---|------------------|------------------|------------------|-------------------------|
| Rural and Regional Infrastructure Package - Torres Straits Primary Health Care Centre Redevelopment Project | 3.457 | 1.394 | 0.976 | 1.087 | | |
| South West - Health Technology Equipment | Ongoing | | 0.469 | | | |
| South West - Minor Capital Projects and Acquisitions | Ongoing | | 0.882 | | | |
| Toowoomba Hospital Redevelopment Detailed Business Case | 8.725 | 6.863 | 1.862 | | | |
| Torres and Cape - Health Technology Equipment | Ongoing | | 1.282 | | | |
| Torres and Cape - Minor Capital Projects and Acquisitions | Ongoing | | 1.434 | | | |
| Townsville - Health Technology Equipment | Ongoing | | 5.670 | | | |
| Townsville - Minor Capital Projects and Acquisitions | Ongoing | | 4.763 | | | |
| Townsville Hospital Magnetic Resonance Imaging (MRI) machine | 3.425 | 1.257 | 2.168 | | | |
| Wide Bay - Health Technology Equipment | Ongoing | | 2.868 | | | |
| Wide Bay - Minor Capital Projects and Acquisitions | Ongoing | | 2.125 | | | |
| Queensland Ambulance Service | | | | | | |
| Queensland Ambulance Service - Cairns Ambulance Station and Operations Centre Redevelopment | 9.438 | 0.533 | 0.979 | 5.775 | 2.151 | |
| Queensland Ambulance Service - Drayton New Station and Local Ambulance Service Networks Office | 3.454 | 1.854 | 1.600 | | | |
| Queensland Ambulance Service - Kirwan Replacement Ambulance Station | 3.297 | 1.269 | 2.028 | | | |
| Queensland Ambulance Service - Mareeba Replacement Ambulance Station | 2.491 | 1.309 | 1.182 | | | |
| Queensland Ambulance Service - Rockhampton Ambulance Station and Operations Centre Redevelopment | 6.851 | 1.236 | 5.615 | | | |
| Queensland Ambulance Service - Urraween New Ambulance Station | 2.997 | 1.294 | 1.703 | | | |
| South East Queensland | | | | | | |
| Building Better Hospitals - Ipswich Hospital Expansion Stage 1A | 124.500 | 15.817 | 39.475 | 55.074 | 14.134 | |
| Building Better Hospitals - Logan Hospital Expansion | 460.871 | 10.876 | 20.000 | 107.849 | 200.835 | 121.311 |
| Building Better Hospitals - Logan Hospital Maternity Services Upgrade | 15.600 | 0.299 | 5.119 | 10.182 | | |
| Building Better Hospitals - Caboolture Hospital Expansion | 352.900 | 23.031 | 68.722 | 191.803 | 69.344 | |
| Building Works Capital Project Management | Ongoing | | 0.850 | | | |
| Caboolture Hospital Mental Health Short Stay Unit | 5.400 | 4.052 | 0.350 | 0.998 | | |
| Caboolture Hospital Multi-storey Car Park | 46.610 | 1.650 | 11.008 | 21.420 | 7.667 | 4.865 |

Note: Figures may not add due to rounding

| Project | Total estimated cost (\$M) | Estimated expenditure to 30-06-2020 (\$M) | FY 2020-21 (\$M) | FY 2021-22 (\$M) | FY 2022-23 (\$M) | Beyond FY 2022-23 (\$M) |
|---|----------------------------|---|------------------|------------------|------------------|-------------------------|
| Children's Health Queensland - Health Technology Equipment | Ongoing | | 2.265 | | | |
| Children's Health Queensland - Minor Capital Projects and Acquisitions | Ongoing | | 1.668 | | | |
| Emergent Works Program | Ongoing | | 35.465 | | | |
| Gold Coast - Health Technology Equipment | Ongoing | | 5.096 | | | |
| Gold Coast - Minor Capital Projects and Acquisitions | Ongoing | | 3.543 | | | |
| Health Technology Equipment Replacement | Ongoing | | 6.626 | | | |
| Logan Hospital Maternity Access Road | 3.048 | 0.380 | 2.668 | | | |
| Logan Hospital Multi-level Carpark | 61.920 | 0.863 | 20.886 | 35.631 | 4.540 | |
| Master Planning Studies | Ongoing | | 4.403 | | | |
| Metro North - Health Technology Equipment | Ongoing | | 14.650 | | | |
| Metro North - Minor Capital Projects and Acquisitions | Ongoing | | 22.380 | | | |
| Metro North - Redcliffe Operating Theatre Level 2 | 5.080 | 4.245 | 0.835 | | | |
| Metro North - Royal Brisbane Women's Hospital Health Support Queensland Relocations | 4.337 | 4.105 | 0.232 | | | |
| Metro North - Royal Brisbane Women's Hospital Queensland Sony You Can Centre | 2.530 | 2.520 | 0.010 | | | |
| Metro North Nuclear Medicine Hot-Laboratory Expansions | 5.796 | 5.697 | 0.099 | | | |
| Metro South - Health Technology Equipment | Ongoing | | 10.364 | | | |
| Metro South - Minor Capital Projects and Acquisitions | Ongoing | | 11.086 | | | |
| Princess Alexandra Hospital Cladding Project | 45.545 | 20.851 | 10.800 | 13.894 | | |
| Queensland Children's Hospital Level 12 Fitout | 20.000 | 3.598 | 14.914 | 1.488 | | |
| Queensland Health External Cladding Taskforce Project | 27.300 | 13.872 | 2.700 | 0.929 | 9.799 | |
| Queensland Institute of Medical Research Berghofer | Ongoing | | 5.640 | | | |
| Redcliffe Hospital Acute Bed Capacity | 8.436 | 8.326 | 0.110 | | | |
| Redcliffe Hospital Carpark | 36.780 | 16.568 | 7.159 | 13.053 | | |
| Redland Hospital Multi-level Carpark | 50.172 | 0.207 | 6.900 | 23.700 | 19.365 | |
| Rockhampton Drug Rehabilitation and Treatment Facility | 9.500 | 0.957 | 4.854 | 3.689 | | |
| Royal Brisbane and Women's Hospital Herston Bio-Fabrication Institute | 9.197 | 7.712 | 1.485 | | | |
| South East Queensland - Adolescent Mental Health Facilities | 68.237 | 56.396 | 2.529 | 9.312 | | |
| State-wide General Chemistry and Immunoassay Replacement and Automation Project | 14.070 | | 8.304 | 5.766 | | |
| Sunshine Coast - Health Technology Equipment | Ongoing | | 4.369 | | | |

Note: Figures may not add due to rounding

Health

| Project | Total estimated cost (\$M) | Estimated expenditure to 30-06-2020 (\$M) | FY 2020-21 (\$M) | FY 2021-22 (\$M) | FY 2022-23 (\$M) | Beyond FY 2022-23 (\$M) |
|---|----------------------------|---|------------------|------------------|------------------|-------------------------|
| Sunshine Coast - Minor Capital Projects and Acquisitions | Ongoing | | 2.969 | | | |
| Sunshine Coast University Hospital | 1,872.151 | 1,791.917 | 19.094 | 34.898 | 6.722 | 19.520 |
| Sunshine Coast University Hospital Group 4 ICT Project | 29.400 | 21.222 | 8.178 | | | |
| West Moreton - Health Technology Equipment | Ongoing | | 3.565 | | | |
| West Moreton - Minor Capital Projects and Acquisitions | Ongoing | | 2.538 | | | |
| Queensland Ambulance Service | | | | | | |
| Queensland Ambulance Service - Ambulance Vehicle Purchases | Ongoing | | 27.500 | | | |
| Queensland Ambulance Service - Information Systems Department | Ongoing | | 7.830 | | | |
| Queensland Ambulance Service - Minor Works | Ongoing | | 5.000 | | | |
| Queensland Ambulance Service - Munruben New Ambulance Station | 4.000 | 1.200 | 2.800 | | | |
| Queensland Ambulance Service - Operational Equipment | Ongoing | | 3.800 | | | |
| Queensland Ambulance Service - Ormeau New Station | 5.000 | 0.020 | 0.365 | 3.500 | 1.115 | |
| Queensland Ambulance Service - Southport Ambulance and Gold Coast Operations Centre Redevelopment | 10.600 | 0.433 | 0.650 | 5.017 | 4.500 | |
| Queensland Ambulance Service - Strategic Land Acquisitions | Ongoing | | 1.000 | | | |
| Queensland Ambulance Service - Yarrabilba New Ambulance Station | 4.300 | 1.199 | 3.101 | | | |
| Statewide | | | | | | |
| Advancing Queensland Health Infrastructure Program | 229.794 | 55.765 | 57.190 | 76.855 | 37.185 | 2.799 |
| Minor Capital Projects and Acquisitions | Ongoing | | 22.627 | | | |
| Priority Capital Program | Ongoing | | 56.538 | | | |

Note: Figures may not add due to rounding

This Capital Program 2020 update is consistent with the approach taken in previous State Infrastructure Plan Part B: Program updates. Project expenditure on ancillary elements of a project can continue after the practical completion of the critical project stage, for example on a hospital redevelopment project the primary clinical services building may reach practical completion while work continues to complete associated car parks or recommission areas used for decanting during construction.

Education and training

Education and training shapes our lives. School buildings and training facilities provide the physical infrastructure to enable quality education. The Queensland Government is building inclusive and inspiring learning environments to ensure that students develop the skills needed for the future.

\$1.431 billion is allocated to the education and training capital program this financial year, with a total indicative allocation of \$2.100 billion to December 2021.



Education and training

Education and training program

| Project | Total estimated cost (\$M) | Estimated expenditure to 30-06-2020 (\$M) | FY 2020-21 (\$M) | FY 2021-22 (\$M) | FY 2022-23 (\$M) | Beyond FY 2022-23 (\$M) |
|--|----------------------------|---|------------------|------------------|------------------|-------------------------|
| Regional Queensland | | | | | | |
| Blackwater State High School - Replacement Building | 2.520 | 1.358 | 1.162 | | | |
| Bundaberg State High School - Additional facilities | 10.010 | 3.746 | 6.264 | | | |
| Cairns State High School - Additional facilities | 10.010 | 4.063 | 5.947 | | | |
| Cannonvale State School - Additional Classrooms | 7.649 | 3.055 | 4.021 | 0.574 | | |
| Heatley Secondary College - Refurbishment and upgrade works | 10.010 | 3.833 | 6.177 | | | |
| Hervey Bay State High School - Additional Classrooms | 10.518 | 4.066 | 6.452 | | | |
| Lockhart State School - Additional facilities | 2.184 | 0.232 | 1.952 | | | |
| Maryborough State High School - Additional facilities | 10.010 | 3.871 | 6.139 | | | |
| Moranbah State High School - New hall | 6.370 | 3.855 | 2.515 | | | |
| Mornington Island State School - Security Fence | 2.349 | 1.131 | 1.218 | | | |
| Murgon State High School - New administration building | 4.550 | 0.427 | 4.123 | | | |
| Murgon State High School - New hall | 5.460 | 0.360 | 5.100 | | | |
| Parkhurst State School - Additional Classrooms | 7.452 | 1.501 | 5.951 | | | |
| Proserpine State High School - Additional facilities | 10.010 | 4.133 | 5.877 | | | |
| Redlynch State College - Additional Classrooms | 8.261 | 1.251 | 7.011 | | | |
| Sarina State High School - Additional facilities | 10.010 | 0.989 | 9.021 | | | |
| Toowoomba State High School - Additional facilities | 10.010 | 3.628 | 6.382 | | | |
| Tropical North Learning Academy - Smithfield State High School - Additional Classrooms | 7.267 | 0.567 | 6.413 | 0.287 | | |
| Tropical North Learning Academy - Smithfield State High School - Additional facilities | 10.010 | 1.442 | 8.568 | | | |
| Tropical North Learning Academy - Trinity Beach State School - Additional facilities | 10.010 | 2.128 | 7.882 | | | |
| Warwick East State School - Replacement building - Fire rectification | 3.678 | 0.166 | 3.512 | | | |
| Wyreema State School - Additional Classrooms | 6.120 | 2.111 | 4.008 | | | |
| South East Queensland | | | | | | |
| Aspley State High School - Additional Classrooms | 3.185 | 0.378 | 2.807 | | | |
| Aspley State High School - Additional facilities | 10.010 | 0.578 | 9.432 | | | |
| Banksia Beach State School - New Carpark | 0.878 | 0.514 | 0.364 | | | |
| Boondall State School - Stop drop and go facility | 0.655 | | 0.655 | | | |
| Bray Park State High School - Additional Classrooms | 7.841 | 0.733 | 6.820 | 0.287 | | |

Note: Figures may not add due to rounding

| Project | Total estimated cost (\$M) | Estimated expenditure to 30-06-2020 (\$M) | FY 2020-21 (\$M) | FY 2021-22 (\$M) | FY 2022-23 (\$M) | Beyond FY 2022-23 (\$M) |
|---|----------------------------|---|------------------|------------------|------------------|-------------------------|
| Brisbane Central State School - Additional Classrooms | 14.577 | 1.001 | 11.897 | 1.679 | | |
| Broadbeach State School - Additional Classrooms | 7.649 | 6.731 | 0.919 | | | |
| Buddina State School - Additional Classrooms | 4.064 | 0.626 | 3.437 | | | |
| Burpengary State Secondary College - Additional Classrooms | 9.562 | 7.043 | 2.519 | | | |
| Centenary State High School - Additional Classrooms | 1.759 | 0.426 | 1.333 | | | |
| Contribution to Yarrabilba Hive | 1.092 | | 1.092 | | | |
| Coolum State High School - Additional Classrooms | 7.984 | 7.027 | 0.957 | | | |
| Corinda State High School - Additional facilities | 10.010 | 2.208 | 7.802 | | | |
| Eagle Junction State School - Additional Classrooms | 7.554 | 0.888 | 6.379 | 0.287 | | |
| Eagleby South State School - Additional Classrooms | 3.825 | 3.085 | 0.646 | 0.093 | | |
| Eumundi State School - Additional Classrooms | 6.980 | 2.212 | 4.765 | 0.004 | | |
| Everton Park State High School - Additional facilities | 10.010 | 1.176 | 8.834 | | | |
| Fernbrooke State School - Additional Classrooms | 9.065 | 2.926 | 6.139 | | | |
| Ferny Grove State High School - Additional facilities | 10.010 | 2.278 | 7.732 | | | |
| Fortitude Valley State Secondary College - All Stages | 122.200 | 85.239 | 4.181 | 18.800 | 13.980 | |
| Goodna Special School - Additional Classrooms | 10.040 | 3.819 | 6.221 | | | |
| Hamilton State School - Additional Classrooms | 4.475 | 0.590 | 3.168 | 0.717 | | |
| Indooroopilly State High School - Additional facilities | 10.010 | 2.607 | 7.403 | | | |
| Ipswich State High School - Additional Classrooms | 6.856 | 2.475 | 4.381 | | | |
| Ithaca Creek State School - Additional Classrooms | 10.967 | 0.928 | 8.127 | 1.912 | | |
| Kallangur State School - Hall extension | 3.640 | 0.204 | 3.436 | | | |
| Kedron State School - Additional Classrooms | 6.406 | 5.737 | 0.669 | | | |
| Lawnton State School - New hall | 2.275 | 0.569 | 1.706 | | | |
| Lee Street State Special School - Stage 2 | 19.700 | | 13.800 | 5.900 | | |
| Logan City Special School - Additional Classrooms | 8.247 | 3.955 | 4.292 | | | |
| Logan Reserve State School - Additional Classrooms | 4.849 | 2.267 | 2.582 | | | |
| Mackenzie State Special School - Additional Classrooms | 3.825 | 0.096 | 3.729 | | | |
| Mango Hill State School - New hall | 5.460 | 0.170 | 5.290 | | | |
| Mansfield State High School - Refurbishment and upgrade works | 10.010 | 5.668 | 4.342 | | | |
| Mansfield State School - Additional Classrooms | 8.078 | 1.101 | 6.691 | 0.286 | | |
| Marsden State High School - Additional Classrooms | 17.498 | 0.991 | 16.322 | 0.185 | | |
| Milton State School - Additional accommodation | 1.297 | | 1.297 | | | |

Note: Figures may not add due to rounding

Education and training

| Project | Total estimated cost (\$M) | Estimated expenditure to 30-06-2020 (\$M) | FY 2020-21 (\$M) | FY 2021-22 (\$M) | FY 2022-23 (\$M) | Beyond FY 2022-23 (\$M) |
|---|----------------------------|---|------------------|------------------|------------------|-------------------------|
| Milton State School - Additional accommodation and flood mitigation | 8.986 | 0.687 | 8.299 | | | |
| Minjerribah Ganaba (Centre for Learning) | 2.138 | 1.750 | 0.388 | | | |
| Mitchelton Special School - Additional Classrooms | 9.989 | 0.478 | 3.985 | 5.526 | | |
| Mitchelton State High School - Additional facilities | 10.010 | 2.364 | 7.646 | | | |
| Moggill State School - Additional Classrooms | 5.039 | 2.379 | 2.660 | | | |
| Morayfield State High School - New hall | 5.460 | 0.156 | 5.304 | | | |
| Morningside State School - Additional Classrooms | 3.840 | 1.960 | 1.832 | 0.048 | | |
| Mount Cotton State School - Additional Classrooms | 7.343 | 3.643 | 3.700 | | | |
| Murrumba State Secondary College - Additional Classrooms | 10.996 | 10.399 | 0.597 | | | |
| New Farm State School - Additional Classrooms | 12.803 | 0.868 | 8.722 | 3.213 | | |
| New Primary School in Brisbane's Inner West - All Stages | 65.155 | | 0.346 | 38.105 | 26.704 | |
| New primary school in Caloundra South - All Stages | 68.159 | | 26.600 | 20.198 | 9.100 | 12.261 |
| New primary school in North Maclean - All Stages | 66.451 | | 26.880 | 19.785 | 11.212 | 8.574 |
| New Primary School in Palmview - Stage 1 | 40.731 | 7.011 | 33.721 | | | |
| New Primary School in Pimpama - Stage 1 | 34.893 | 11.076 | 23.817 | | | |
| New Secondary School in Caloundra South - Stage 1 | 56.345 | 44.691 | 11.654 | | | |
| New Special School in Palmview - Stage 1 | 39.977 | 9.316 | 30.661 | | | |
| New special school in the Gold Coast - All Stages | 46.056 | | 22.727 | 16.103 | 4.762 | 2.464 |
| New State Secondary School Inner City South - All Stages | 122.200 | 72.079 | 46.322 | 3.799 | | |
| Newmarket State School - Additional Classrooms | 4.303 | 0.997 | 3.020 | 0.286 | | |
| Northgate State School - Stop drop and go facility | 0.364 | | 0.364 | | | |
| Nursery Road State Special School - Additional Classrooms | 8.223 | 1.388 | 6.548 | 0.287 | | |
| Ormeau State School - Additional classrooms | 8.749 | 7.646 | 1.103 | | | |
| Pallara State School - Additional Classrooms | 10.279 | 2.231 | 8.048 | | | |
| Peregian Springs State School - Additional Classrooms | 6.739 | 3.837 | 2.902 | | | |
| Petrie Terrace State School - Additional Classrooms | 1.100 | 0.143 | 0.956 | | | |
| Pine Rivers Special School - Additional Classrooms | 9.275 | 5.840 | 3.435 | | | |
| Pumicestone State School - Additional Classrooms | 9.935 | 1.685 | 7.590 | 0.660 | | |
| Queensland Apprenticeships Centre Grant | 20.000 | | 18.000 | 2.000 | | |
| Redland District Special School - Additional Classrooms | 8.606 | 0.236 | 8.080 | 0.290 | | |
| Runcorn Heights State School - Additional Classrooms | 6.473 | 2.520 | 3.667 | 0.287 | | |

Note: Figures may not add due to rounding

| Project | Total estimated cost (\$M) | Estimated expenditure to 30-06-2020 (\$M) | FY 2020-21 (\$M) | FY 2021-22 (\$M) | FY 2022-23 (\$M) | Beyond FY 2022-23 (\$M) |
|--|----------------------------|---|------------------|------------------|------------------|-------------------------|
| Shailer Park State High School - Additional Classrooms | 8.142 | 2.838 | 5.304 | | | |
| Southport State High School - Replacement building - Fire rectification | 5.340 | 0.125 | 4.718 | 0.497 | | |
| Springfield Central State High School - Additional Classrooms | 10.145 | 2.066 | 7.792 | 0.287 | | |
| Springwood State High School - Refurbishment and upgrade works | 10.556 | 4.582 | 5.974 | | | |
| Stretton State College - Additional Classrooms | 9.399 | 0.830 | 8.569 | | | |
| Stretton State College - Additional Classrooms - primary campus | 2.802 | 0.167 | 2.634 | | | |
| The Gap State High School - Additional Classrooms | 8.883 | 1.306 | 5.665 | 1.912 | | |
| Toowong State School - Additional Classrooms | 7.211 | 1.460 | 5.464 | 0.287 | | |
| Toowong State School - Hall Extension | 1.820 | 0.350 | 1.470 | | | |
| Upper Mount Gravatt State School - Replacement building - Fire rectification | 4.800 | 0.069 | 4.731 | | | |
| Victoria Point State High School - Hall extension | 1.820 | 0.340 | 1.480 | | | |
| Warrigal Road State School - Additional Classrooms | 7.750 | 1.270 | 6.193 | 0.287 | | |
| West End State School - Additional Classrooms - Stage 1 | 21.991 | 20.453 | 1.538 | | | |
| West End State School - Additional Classrooms - Stage 2 | 25.009 | 1.267 | 9.246 | 14.496 | | |
| Windsor State School - Additional Classrooms | 7.998 | 1.433 | 6.278 | 0.287 | | |
| Wishart State School - Additional Classrooms | 5.746 | 0.793 | 4.953 | | | |
| Yeronga State High School - Upgrades and enhancement works | 1.820 | 0.251 | 1.569 | | | |
| Statewide | | | | | | |
| Administered funding to Non-State Schools | Ongoing | | 101.884 | | | |
| Advancing Clean Energy Schools | 89.240 | 39.324 | 31.562 | 18.355 | | |
| Advancing our Training Infrastructure | 110.236 | 71.764 | 38.472 | | | |
| Air Conditioning | 341.250 | 50.000 | 93.500 | 83.250 | 55.500 | 59.000 |
| Contact Centre technology refresh | Ongoing | | 0.928 | | | |
| Cooler Cleaner Schools Program - Advancing Clean Energy Schools expansion | 71.100 | | 23.700 | 23.700 | 23.700 | |
| E-Learning Project | 1.447 | 0.597 | 0.850 | | | |
| General and Minor Works - Department of Education | Ongoing | | 47.030 | | | |
| General and Minor Works (Early Childhood Education and Care) | Ongoing | | 0.600 | | | |
| ICT Program of Works | Ongoing | | 7.112 | | | |
| Identity Access Management | 1.050 | | 1.050 | | | |
| Land Acquisition | Ongoing | | 105.193 | | | |

Note: Figures may not add due to rounding

Education and training

| Project | Total estimated cost (\$M) | Estimated expenditure to 30-06-2020 (\$M) | FY 2020-21 (\$M) | FY 2021-22 (\$M) | FY 2022-23 (\$M) | Beyond FY 2022-23 (\$M) |
|--|----------------------------|---|------------------|------------------|------------------|-------------------------|
| Other Projects - TAFE Queensland | 2.040 | | 2.040 | | | |
| Plant and Equipment - Department of Education | Ongoing | | 60.028 | | | |
| Plant and Equipment - Office of Industrial Relations | Ongoing | | 2.646 | | | |
| Plant and Equipment - Queensland Curriculum and Assessment Authority | Ongoing | | 2.612 | | | |
| Product Development | Ongoing | | 1.000 | | | |
| Renewable Energy Training Facility - Electro Group Training | 17.000 | | 14.000 | 3.000 | | |
| Right of Use Leased Assets | 1.107 | | 1.107 | | | |
| School Infrastructure Enhancement capital contribution | Ongoing | | 25.000 | | | |
| School Subsidy Scheme | Ongoing | | 9.619 | | | |
| Training Assets | Ongoing | | 41.471 | | | |
| Training Plant & Equipment | Ongoing | | 15.925 | | | |
| Various - Stage 2 of the 2020 Building Future School projects | 132.615 | | 92.831 | 39.785 | | |


Note: Figures may not add due to rounding

Note: Figures may not add due to rounding

Digital

Secure, reliable and cost-effective digital infrastructure improves the lives of Queenslanders by connecting regions, communities and businesses to better deliver services and grow the digital economy. Now more than ever, Queenslanders are relying on digital connectivity for business competitiveness and growth and for social inclusion.

\$168 million is allocated to the digital capital program this financial year, with a total indicative allocation of \$246 million to December 2021.



Digital program

| Project | Total estimated cost (\$M) | Estimated expenditure to 30-06-2020 (\$M) | FY 2020-21 (\$M) | FY 2021-22 (\$M) | FY 2022-23 (\$M) | Beyond FY 2022-23 (\$M) |
|---|----------------------------|---|------------------|------------------|------------------|-------------------------|
| South East Queensland | | | | | | |
| S/4HANA finance system Technical Upgrade | 1.748 | 0.823 | 0.925 | | | |
| Strategic election management system Replacement Project | 14.933 | 11.459 | 3.474 | | | |
| Statewide | | | | | | |
| Forensic Disability Information System Enhancement | 0.482 | 0.400 | 0.082 | | | |
| Information Communication and Technology - Queensland Health | Ongoing | | 139.751 | | | |
| Information System Enhancements - Department of Child Safety, Youth and Women | Ongoing | | 3.800 | | | |
| Information Technology Infrastructure Replacement | Ongoing | | 1.410 | | | |
| One Network & Wi-Fi Upgrade and ongoing ICT Upgrades | Ongoing | | 1.270 | | | |
| Queensland Ambulance Service ICT Capital Program | Ongoing | | 3.955 | | | |
| UNIFY (Information and Case Management System Replacement Program) - Stage 1 | 21.901 | 8.782 | 13.119 | | | |

Note: Figures may not add due to rounding

Justice and public safety

The safety and wellbeing of all Queenslanders continues to be a key priority for the government. Infrastructure plays a critical role in supporting fair and timely justice services, secure correctional facilities, and essential police, fire, emergency and disaster management services.

\$559 million is allocated to the justice and public safety capital program this financial year, with a total indicative allocation of \$820 million to December 2021.



Justice and public safety

Justice and public safety program

| Project | Total estimated cost (\$M) | Estimated expenditure to 30-06-2020 (\$M) | FY 2020-21 (\$M) | FY 2021-22 (\$M) | FY 2022-23 (\$M) | Beyond FY 2022-23 (\$M) |
|---|----------------------------|---|------------------|------------------|------------------|-------------------------|
| Regional Queensland | | | | | | |
| Capricornia Correctional Centre Expansion | 241.000 | 195.079 | 45.921 | | | |
| Queensland Fire and Emergency Services | | | | | | |
| Cairns communications centre upgrade collocated with Queensland Ambulance Service | 3.000 | | 1.000 | 2.000 | | |
| Charlton regional Queensland Fire and Emergency Services headquarters and new permanent fire and rescue station | 16.967 | 3.928 | 13.039 | | | |
| Charters Towers replacement composite fire and rescue station | 3.500 | 0.100 | 3.400 | | | |
| El Arish replacement auxiliary fire and rescue station | 1.980 | 1.819 | 0.161 | | | |
| Gracemere replacement auxiliary fire and rescue station | 3.000 | 0.200 | 0.600 | 2.200 | | |
| Kilkivan replacement Queensland Fire and Emergency Services complex | 1.650 | 0.679 | 0.971 | | | |
| Longreach replacement auxiliary fire and rescue station | 3.100 | 0.100 | 0.100 | 2.900 | | |
| Maryborough Fire and Emergency Services Complex | 12.100 | 0.127 | 2.600 | 9.373 | | |
| Mossman replacement auxiliary fire and rescue station | 2.001 | 0.051 | 0.150 | 1.800 | | |
| Mount Isa Queensland Fire and Emergency Services complex upgrade | 3.735 | 3.235 | 0.500 | | | |
| Rainbow Beach replacement auxiliary fire and rescue station | 2.500 | 0.204 | 2.296 | | | |
| Rural fire brigades | Ongoing | | 0.185 | | | |
| Wooroolin replacement auxiliary fire and rescue station | 1.570 | | 1.570 | | | |
| Yarraman replacement auxiliary fire and rescue station | 1.597 | 0.709 | 0.888 | | | |
| Queensland Police Service | | | | | | |
| Aurukun police station and watch house upgrade | 6.701 | 0.319 | 2.890 | 3.492 | | |
| Biloela replacement police station | 3.500 | 0.200 | 1.900 | 1.400 | | |
| Cairns police station upgrade | 10.400 | 1.500 | 3.610 | 5.290 | | |
| Pomparaaw replacement police station and watch house | 8.200 | 1.052 | 6.148 | 1.000 | | |
| Saibai Island new Community Safety and Security Facility | 13.066 | 4.386 | 8.680 | | | |
| South East Queensland | | | | | | |
| Brisbane Correctional Centre laundry upgrade | 3.000 | 0.165 | 2.835 | | | |
| Business digital projects | Ongoing | | 1.000 | | | |

Note: Figures may not add due to rounding

| Project | Total estimated cost (\$M) | Estimated expenditure to 30-06-2020 (\$M) | FY 2020-21 (\$M) | FY 2021-22 (\$M) | FY 2022-23 (\$M) | Beyond FY 2022-23 (\$M) |
|---|----------------------------|---|------------------|------------------|------------------|-------------------------|
| Computer and other equipment - Crime and Corruption Commission | 15.360 | 5.461 | 1.865 | 2.266 | 2.266 | 3.502 |
| Computer Software - Crime and Corruption Commission | 4.413 | 3.258 | 1.155 | | | |
| Information Technology - Taskforce Flaxton | 2.200 | 1.250 | 0.950 | | | |
| Leasehold improvements | Ongoing | | 1.269 | | | |
| Minor Capital Works - Software - Department of Justice and Attorney-General | Ongoing | | 2.253 | | | |
| Motor Vehicle Replacement | 1.064 | 0.475 | 0.289 | 0.100 | 0.100 | 0.100 |
| New Youth Detention Centre - 32 bed construction project - Part 1 | 150.000 | 56.525 | 77.213 | 16.262 | | |
| New Youth Detention Centre - 32 bed construction project - Part 2 | 2.173 | | 2.173 | | | |
| Princess Alexandra Hospital Secure Unit Cell Upgrade | 3.000 | 0.080 | 2.920 | | | |
| Queensland Courts Information Systems | Ongoing | | 0.795 | | | |
| Southern Queensland Correctional Precinct -Stage 2 | 653.978 | 4.997 | 109.016 | 274.041 | 234.067 | 31.857 |
| Woodford Correctional Centre - intercoms | 13.600 | 0.250 | 7.750 | 5.600 | | |
| Queensland Fire and Emergency Services | | | | | | |
| Esk replacement auxiliary fire and rescue station | 1.750 | 0.726 | 1.024 | | | |
| Loganlea replacement permanent fire and rescue station | 4.000 | 0.050 | 0.150 | 3.800 | | |
| Maleny replacement Queensland Fire and Emergency Services complex | 5.000 | 0.550 | 2.950 | 1.500 | | |
| Pimpama new permanent fire and rescue station | 4.500 | 2.200 | 2.300 | | | |
| Pinkenba replacement Queensland Fire and Emergency Services mechanical workshop | 9.000 | 0.275 | 0.250 | 8.475 | | |
| Rosewood replacement auxiliary fire and rescue station | 2.000 | 0.050 | 0.050 | 1.900 | | |
| Yarrabilba new permanent fire and rescue station | 4.750 | 0.300 | 3.100 | 1.350 | | |
| Queensland Police Service | | | | | | |
| Beaudesert replacement police station | 7.095 | 1.295 | 3.300 | 2.500 | | |
| Caboolture replacement watch-house facility | 13.795 | 4.258 | 8.820 | 0.717 | | |
| Coolum replacement police station | 2.700 | 1.659 | 1.041 | | | |
| Nambour replacement police station | 9.041 | 0.513 | 4.544 | 3.984 | | |
| Pimpama new police station | 6.084 | 0.084 | 1.500 | 4.500 | | |
| Wacol Counter-Terrorism and Community Training Centre | 52.219 | 40.595 | 11.624 | | | |
| West End replacement police station | 5.876 | 0.503 | 4.373 | 1.000 | | |

Note: Figures may not add due to rounding

Justice and public safety

| Project | Total estimated cost (\$M) | Estimated expenditure to 30-06-2020 (\$M) | FY 2020-21 (\$M) | FY 2021-22 (\$M) | FY 2022-23 (\$M) | Beyond FY 2022-23 (\$M) |
|---|----------------------------|---|------------------|------------------|------------------|-------------------------|
| Statewide | | | | | | |
| Building Improvements - Regional Offices | Ongoing | | 2.186 | | | |
| Courthouses, Minor Capital Works | Ongoing | | 12.250 | | | |
| Expansion and Upgrade of existing audio visual capacity in the justice system | Ongoing | | 9.334 | | | |
| Leasehold improvements - Crime and Corruption Commission | 0.164 | 0.084 | 0.080 | | | |
| Miscellaneous refurbishment works - Legal Aid Queensland | 1.783 | 0.363 | 0.220 | 0.400 | 0.400 | 0.400 |
| Other acquisitions of property, plant and equipment - Department of Justice and Attorney-General | Ongoing | | 1.081 | | | |
| Other acquisitions of property, plant and equipment - Queensland Corrective Services | Ongoing | | 7.545 | | | |
| Other acquisitions of property, plant and equipment - new projects - Queensland Corrective Services | Ongoing | | 3.500 | | | |
| Other departmental information systems development - Public Safety Business Agency | Ongoing | | 0.300 | | | |
| Other departmental plant and equipment - Public Safety Business Agency | Ongoing | | 0.524 | | | |
| Perimeter Security Upgrade Program - Stage 2 | 76.579 | 73.187 | 3.392 | | | |
| Plant and equipment upgrades - Public Trustee of Queensland | Ongoing | | 4.240 | | | |
| Prison Infrastructure | 18.936 | 13.628 | 5.308 | | | |
| Vehicle replacements | 1.496 | 0.696 | 0.800 | | | |
| Youth Justice Facilities | Ongoing | | 9.854 | | | |
| Youth Justice Transition of 17 year olds | 26.426 | 22.134 | 4.292 | | | |
| Queensland Fire and Emergency Services | | | | | | |
| Fire and Rescue (urban) fire appliances | Ongoing | | 11.139 | | | |
| Information and communications systems and equipment | Ongoing | | 5.163 | | | |
| Operational equipment refresh | Ongoing | | 4.200 | | | |
| Operational information systems upgrades | Ongoing | | 2.600 | | | |
| Property-related plant and equipment at Public Safety Business Agency-owned facilities from which Queensland Fire and Emergency Services operates | Ongoing | | 0.250 | | | |
| Queensland Fire and Emergency Services Minor Works Program various locations | Ongoing | | 2.022 | | | |
| Rural fire appliances | Ongoing | | 6.095 | | | |
| Rural Operations land purchases | Ongoing | | 0.200 | | | |
| State Emergency Service | Ongoing | | 0.712 | | | |
| Strategic Land Acquisitions | Ongoing | | 2.350 | | | |

Note: Figures may not add due to rounding


| Project | Total estimated cost (\$M) | Estimated expenditure to 30-06-2020 (\$M) | FY 2020-21 (\$M) | FY 2021-22 (\$M) | FY 2022-23 (\$M) | Beyond FY 2022-23 (\$M) |
|---|----------------------------|---|------------------|------------------|------------------|-------------------------|
| Queensland Police Service | | | | | | |
| Air conditioning plant and R22 replacement program | Ongoing | | 4.000 | | | |
| Camera detected offence program | Ongoing | | 9.891 | | | |
| Closed Circuit Television systems upgrade program - various locations | Ongoing | | 2.000 | | | |
| Information and communication technology | Ongoing | | 2.720 | | | |
| Information and communications Technology | Ongoing | | 10.999 | | | |
| Other Plant and Equipment - Queensland Police Service | Ongoing | | 18.398 | | | |
| Other Plant and Equipment - Public Safety Business Agency | Ongoing | | 1.200 | | | |
| Public Safety Network Management Centre asset replacement | 78.596 | 42.416 | 6.308 | 7.583 | 10.131 | 12.158 |
| Queensland Police Service Electricity Optimisation program | Ongoing | | 2.000 | | | |
| Queensland Police Service Minor Works Program Various locations | Ongoing | | 4.878 | | | |
| Vehicle replacement program | 296.034 | 134.815 | 39.000 | 44.309 | 40.770 | 37.140 |
| Vessel management program | Ongoing | | 4.465 | | | |

Note: Figures may not add due to rounding

Arts, culture, sport and recreation

Arts, culture, sport and recreation play an important role in bringing Queenslanders together. Engaging with artistic, sporting and recreational activities builds a sense of community, enriches the character and culture of the state, and supports employment in the local and visitor economy.

\$490 million is allocated to the arts, culture, sport and recreation capital program this financial year, with a total indicative allocation of \$719 million to December 2021.



Arts, culture, sport and recreation program

| Project | Total estimated cost (\$M) | Estimated expenditure to 30-06-2020 (\$M) | FY 2020-21 (\$M) | FY 2021-22 (\$M) | FY 2022-23 (\$M) | Beyond FY 2022-23 (\$M) |
|--|----------------------------|---|------------------|------------------|------------------|-------------------------|
| Regional Queensland | | | | | | |
| Australian Workers Heritage Centre | 2.200 | 1.800 | 0.400 | | | |
| Cairns Convention Centre Expansion and Refurbishment | 171.779 | 10.036 | 88.164 | 73.579 | | |
| Cape York - recreation, visitor, management and access facilities | Ongoing | | 0.838 | | | |
| Country Racing Program | 10.400 | 7.800 | 2.600 | | | |
| Cowboys Training Facility | 5.000 | | 5.000 | | | |
| Great Barrier Reef Island Rejuvenation Package | 26.299 | 17.584 | 6.088 | 2.627 | | |
| Great Keppel Island recovery package | 20.520 | | 4.900 | 4.113 | 11.507 | |
| Horn Island Splash Park | 1.096 | 0.096 | 0.500 | 0.500 | | |
| Indigenous Tourism | 7.250 | | 6.000 | 1.250 | | |
| Magnetic Island Forts complex visitor access upgrade | 2.350 | 0.550 | 1.800 | | | |
| Mowbray North Wangetti Trail Capital Grant | 6.076 | 3.546 | 2.530 | | | |
| National Parks major vessel replacement | 4.194 | 1.330 | 2.444 | 0.420 | | |
| Outback Tourism Infrastructure Fund | 9.629 | 4.726 | 2.436 | 2.467 | | |
| Palm Island Splash Park | 1.087 | 0.087 | 0.500 | 0.500 | | |
| QRA 2020 Bushfires Project | 1.775 | | 1.775 | | | |
| Queensland Active Precincts Capital Works | 38.888 | 8.122 | 24.228 | 6.538 | | |
| Queensland Country Bank Stadium | 290.191 | 288.400 | 1.791 | | | |
| Sustainable Acid Sulphate Soils infrastructure program | 2.754 | 0.644 | 1.540 | 0.570 | | |
| Tourism Recovery Fund | 7.983 | 6.948 | 1.035 | | | |
| Wangetti Trail | 30.448 | | 4.520 | 25.928 | | |
| Whitsunday Sports Park | 1.995 | 1.260 | 0.735 | | | |
| South East Queensland | | | | | | |
| Administered - Roma Street Parklands | Ongoing | | 3.418 | | | |
| Brisbane - Boggo Road Precinct Redevelopment | 42.067 | 39.341 | 2.726 | | | |
| Brisbane Convention and Exhibition Centre, Enhancements and Replacements | Ongoing | | 7.430 | | | |
| Car Park upgrades and replacement | Ongoing | | 0.544 | | | |
| Critical infrastructure asset renewal and equipment replacement at Queensland Performing Arts Centre | 3.300 | 1.740 | 1.560 | | | |
| Critical Maintenance and Infrastructure Works | 9.652 | 0.380 | 9.272 | | | |
| Cultural Precinct Critical Infrastructure | 23.575 | 23.383 | 0.192 | | | |
| Gabba Redevelopment | 35.000 | 5.000 | 30.000 | | | |
| Investment Properties - Other Enhancements and Replacements | Ongoing | | 1.607 | | | |

Note: Figures may not add due to rounding

Arts, culture, sport and recreation

| Project | Total estimated cost (\$M) | Estimated expenditure to 30-06-2020 (\$M) | FY 2020-21 (\$M) | FY 2021-22 (\$M) | FY 2022-23 (\$M) | Beyond FY 2022-23 (\$M) |
|--|----------------------------|---|------------------|------------------|------------------|-------------------------|
| Lifecycle replacement of operational property, plant and equipment | Ongoing | | 1.000 | | | |
| Moggill Koala Hospital improvements | 0.816 | 0.516 | 0.300 | | | |
| New Performing Arts Venue at Queensland Performing Arts Centre | 150.000 | 14.238 | 13.650 | 60.000 | 62.112 | |
| Ongoing replacement of Plant and Equipment - Queensland Art Gallery | Ongoing | | 0.300 | | | |
| Parklands Enhancements and replacements | Ongoing | | 4.943 | | | |
| Placemakers | 0.400 | 0.300 | 0.100 | | | |
| Projects - Queensland Museum | 0.028 | | 0.028 | | | |
| Quandamooka Arts Museum and Performance Institute | 6.147 | 1.447 | 4.700 | | | |
| Quandamooka Country - North Stradbroke Island (Minjerrabah) and Moreton Island (Mulgumpin) recreation, visitor, management and access facilities | 9.593 | | 4.967 | 4.626 | | |
| Queensland Cultural Centre Critical infrastructure asset renewal | 15.370 | 4.970 | 10.400 | | | |
| Queensland Cultural Centre Future Energy Efficiency | 9.000 | 4.088 | 4.912 | | | |
| Queensland Sport and Athletics Centre industry hub redevelopment | 9.827 | | 9.827 | | | |
| Riverside Open Space | 15.860 | 4.318 | 11.542 | | | |
| Straddie Camping Infrastructure Development | 1.718 | 1.534 | 0.184 | | | |
| Underwood Sports Park | 9.994 | 5.852 | 4.142 | | | |
| Yalingbila Bibula (Whale on the Hill) | 5.398 | 0.898 | 4.500 | | | |
| Statewide | | | | | | |
| Accelerating Science Delivery Innovation Program - software | 4.805 | 3.121 | 1.684 | | | |
| Active Restart Infrastructure Recovery Fund | 15.500 | | 15.500 | | | |
| Arts Infrastructure Investment Fund | 16.488 | 11.217 | 5.271 | | | |
| Attracting Tourism Fund | 25.060 | 9.982 | 7.316 | 7.762 | | |
| Community Infrastructure Solutions | Ongoing | | 8.243 | | | |
| Community Use of Schools - Unlock the Gates | Ongoing | | 1.650 | | | |
| Female Facilities Program | 15.000 | 13.793 | 1.207 | | | |
| General plant and equipment - Department of Environment and Science | Ongoing | | 7.535 | | | |
| Get Playing Places and Spaces | 54.016 | 50.136 | 2.625 | 1.255 | | |
| Grant Funding Boost | 7.282 | 6.957 | 0.325 | | | |
| Growing Tourism Infrastructure 2020-21 – Capital Grant program | 25.000 | | 10.000 | 15.000 | | |
| Growing Tourism Infrastructure Fund | 30.564 | 14.758 | 11.925 | 3.881 | | |

Note: Figures may not add due to rounding

| Project | Total estimated cost (\$M) | Estimated expenditure to 30-06-2020 (\$M) | FY 2020-21 (\$M) | FY 2021-22 (\$M) | FY 2022-23 (\$M) | Beyond FY 2022-23 (\$M) |
|--|----------------------------|---|------------------|------------------|------------------|-------------------------|
| ICT System upgrades and development - Department of Environment and Science | Ongoing | | 5.466 | | | |
| Information Technology - Queensland Museum | Ongoing | | 0.200 | | | |
| National Parks fire management equipment | 6.800 | 2.700 | 2.600 | 1.500 | | |
| National Parks Works and Jobs Boost | 5.200 | | 5.200 | | | |
| Protected Area land acquisitions | 6.500 | 6.000 | 0.500 | | | |
| Qld Tourism ICONS Program 2020 | 25.000 | | 25.000 | | | |
| Queensland Recreation Centres, Sports Grounds and Sport Houses Capital Works | Ongoing | | 1.300 | | | |
| Racing Infrastructure Fund | 129.269 | 57.341 | 39.658 | 27.612 | 4.658 | |
| Revitalising National Parks (Stage 2) | 10.000 | 3.234 | 6.766 | | | |
| Revitalising National Parks (Stage 3) | 2.000 | | 2.000 | | | |
| Sport and Recreation - Various capital grants | Ongoing | | 7.010 | | | |
| Stadiums Queensland - Capital Works | Ongoing | | 14.572 | | | |
| Statewide National Park Infrastructure upgrades | Ongoing | | 14.569 | | | |

Note: Figures may not add due to rounding

Social housing

Social housing is critical to providing pathways for Queenslanders in need to access safe, secure and affordable accommodation that is foundational to social, economic and community participation and independence. Building social housing infrastructure is vital for our cities, regions and remote Aboriginal and Torres Strait Islander communities, with new construction and capital upgrades generating economic growth and local jobs.

\$503 million is allocated to the social housing capital program this financial year, with a total indicative allocation of \$738 million to December 2021.



Social housing program

| Project | Total estimated cost (\$M) | Estimated expenditure to 30-06-2020 (\$M) | FY 2020-21 (\$M) | FY 2021-22 (\$M) | FY 2022-23 (\$M) | Beyond FY 2022-23 (\$M) |
|---|----------------------------|---|------------------|------------------|------------------|-------------------------|
| Regional Queensland | | | | | | |
| Build and refurbish accommodation for children and young people | Ongoing | | 15.575 | | | |
| Build social housing for Aboriginal and Torres Strait Islander people throughout Queensland | Ongoing | | 21.453 | | | |
| Build social housing throughout Queensland | Ongoing | | 1.000 | | | |
| Purchase of Dwellings for transitional accommodation to facilitate Indigenous home ownership | Ongoing | | 1.480 | | | |
| Refurbish social housing for Aboriginal and Torres Strait Islander people throughout Queensland | Ongoing | | 59.337 | | | |
| Statewide | | | | | | |
| Build and refurbish accommodation for children and young people | Ongoing | | 9.000 | | | |
| Building boost - Works for Tradies | 100.000 | | 70.000 | 30.000 | | |
| Build social housing throughout Queensland | Ongoing | | 245.984 | | | |
| General plant and equipment | Ongoing | | 4.679 | | | |
| Refurbish social housing throughout Queensland | Ongoing | | 74.530 | | | |

Note: Figures may not add due to rounding

Regional highlights



Brisbane and Redlands



Redland Hospital Carpark

Redland Hospital is set to receive a new \$50.2 million five-level car park to provide easier and more secure access for patients, visitors and staff.

New Primary School in Brisbane's Inner West

A new \$65.2 million primary school in Brisbane's Inner West will open in 2023 to service the growing population of St Lucia, Taringa, Indooroopilly, Fig Tree Pocket, Chapel Hill, Ironside and the Kenmore area.

Carseldine Urban Village

The \$34 million project will revitalise the former Queensland University of Technology (QUT) campus grounds to deliver an urban village that retains most existing bushland and provides new spaces for sport, recreational, residential, commercial and retail activities. In addition, \$128 million has been committed by the Queensland Government to nearby complementary transport projects, including level crossing removal and parking expansion at the station.

Riverside Open Space

The Riverside Open Space project at South Bank will deliver a high-quality 6816 sqm riverside green space precinct that will leverage the prime riverfront position opened up by the removal of the riverside restaurants.

Strathpine Diverging Diamond Interchange

This \$30 million jointly-funded project is estimated to support 65 jobs, transforming one of north Brisbane's busiest intersections and provide traffic relief for the 20,000 people who use this road daily.

Yeronga Priority Development Area

\$12.5 million to transform the former Yeronga TAFE site to deliver a liveable, mixed-use precinct including residential land retail uses and a new community centre.

Centenary Motorway, Sumners Road Interchange Upgrade

Continued work to deliver \$80 million for a second overpass bridge on Sumners Road over the Centenary Motorway, signalisation of intersections at each end of the bridge, improved access on Monier Street and Sumners Road and improved active transport links.

Craft Brewery industry in Brisbane

The \$150 million Advance Queensland Industry Attraction Fund has supported the establishment of a BrewDog brewery in Brisbane. BrewDog joins a number of local businesses in the craft brewing industry that are producing world-class products for the Queensland community.

Cleveland-Redland Bay Road

Works have started on the \$60 million Cleveland-Redland Bay Road upgrade, supporting an estimated 99 jobs for Redlands. The project will see the busy road duplicated north from the Anita Street intersection from two lanes to four lanes, plus improvements to safety and public transport infrastructure.

Regional highlights

Central Queensland



Gladstone Hospital Emergency Department

Ongoing investment of \$42 million has been provided towards a new emergency department including a new main hospital entrance and bridging link at the Gladstone Hospital. The new facility is meeting the demands of a growing and ageing population, improving clinical capability, patient care and user comfort. The main works have been completed and the final stages of construction will occur in 2021, delivering specialist outpatient facilities for the community.

Rockhampton Museum of Art

\$5 million from Building our Regions (BoR) will go towards the construction of Rockhampton's new \$31.5 million Museum of Art, including two large flexible gallery spaces, three education spaces, permanent collection storage, a restaurant and a retail shop.

Capricorn Highway – Rockhampton to Gracemere Duplication

This \$75 million project is jointly funded with the Australian Government and will deliver a 4-lane highway between Rockhampton and Gracemere with intersection upgrades at Fairy Bower Road and McLaughlin Street, providing provision for cyclists with on-road cycling facilities.

Rookwood Weir

Construction of a new weir in the Lower Fitzroy River will capture valuable water for use across the region. This \$352 million project (\$332.7 million capital cost) is jointly funded by the Australian Government and includes associated ancillary infrastructure to support both the weir construction and operations once built.

Renewable hydrogen

Gladstone will soon be the recipient of renewable hydrogen into the city's gas network with grant funding from the \$15 million Hydrogen Industry Development Fund. Hydrogen produced from renewable energy is widely considered to be the ultimate clean renewable fuel.

Darling Downs



Qualipac

Funding provided through the Jobs and Regional Growth Fund (JARGF) will support a new centre that will turn fresh produce into retail-ready products. This project is creating 21 new jobs in the first three years and supporting employment for over 120 workers across its farming and packing operations in Queensland.

Gatton Shire Hall Upgrade

BoR will provide over \$866,000 to improve functionality and commercial use of the Gatton Shire Hall for much needed upgrades to the existing mid-1970s building. This project will improve the hall's capacity to host major functions and events, creating flow-on economic benefits.

Expanding beef processing in Warwick

The JARGF is supporting John Dee's \$16.7 million expansion of its meat processing facility at Warwick, which is transforming the business into a leading processor of premium beef. The project will create more than 155 long-term jobs.

New QCN Fibre partnerships

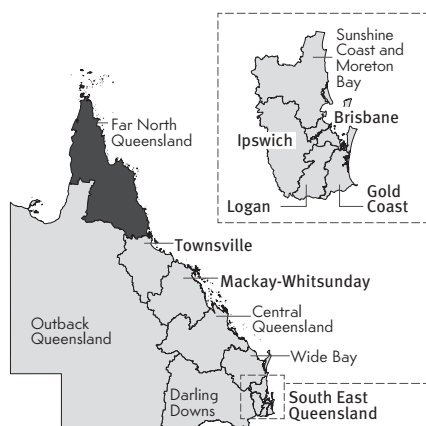
QCN Fibre has signed an agreement with Toowoomba's Pulse Data Centre and Queensland internet service provider Over The Wire to provide better internet for thousands of businesses in the Darling Downs. QCN Fibre is a Queensland Government telecommunications company jointly owned by Powerlink Queensland and Energy Queensland with a mission to improve regional connectivity through leveraging spare telecommunication capacity in government owned fibre networks.

New fire station headquarters in Toowoomba

Work has started on the new \$16.9 million Charlton Fire and Rescue Station and regional headquarters. The new facility near the airport on Steger Road will create more than 50 full-time jobs for the region.

Regional highlights

Far North Queensland



Cairns South State Development Area

The Cairns South State Development Area (SDA) was declared in November 2018 as a special economic zone for regionally significant industrial development to support the long-term needs of the economy and create jobs in the Cairns region. On 21 February 2020, the Cairns South SDA was varied to include an additional 303 hectares of land around the Mulgrave Mill to support the Mill's future diversification plans, including industrial development opportunities value-adding to the sugar refining process. The SDA now covers 1159 hectares over two separate areas at Wrights Creek and Gordonvale.

Munro Martin Parklands Cairns

BoR is providing \$650,000 towards the \$1.3 million Stage 2 upgrade works including additions for the performance stage back-of-house, box office, portable bar, improved electrical services, improved site access for contractors and emergency services.

Peninsula Developmental Road (Cape York Regional Package)

Work on the Peninsula Developmental Road (PDR) as part of the \$237.5 million jointly funded Cape York Region Package will seal more of the PDR, and open up new opportunities for Indigenous businesses. Stage 1 provided jobs for 321 Aboriginal and Torres Strait Islander peoples, with more than \$42 million worth of work completed by Indigenous owned businesses.

Smithfield Bypass

Works are continuing on the \$164 million project to construct a bypass route on the Captain Cook Highway, providing vital infrastructure for the northern beaches of Cairns and delivering a safer and more efficient travel route for motorists and industry.

Cairns Mental Health

Following a consultative process in 2019, the detailed design and construction phase of the \$70 million Cairns Mental Health facility redevelopment is underway. This project will deliver a 53-bed mental health facility for adults.

Mareeba Industrial Park Expansion – Stage 3

This \$3.5 million initiative (\$1.49 million funded through BoR) delivered Stage 3 of the Mareeba Industrial Park Development by making heavy industrial-zoned land available for large-scale development of commercial and industrial agriculture services.

Cairns Southern Access Stage 3 – Edmonton to Gordonvale

Works have started on Stage 3 of the Cairns Southern Access Corridor project between Edmonton and Gordonvale – the Far North's biggest road project. The \$481 million upgrade, jointly-funded by the Queensland and Australian governments, will double capacity on one of the Bruce Highway's busiest two-lane sections and is estimated to support 466 jobs.

Gold Coast



Projects on The Spit

Projects will be fast-tracked to support jobs and enhance liveability, safety and accessibility on The Spit, including improvements to Seaway Promenade and \$5 million to the Moondarewa Spit upgrade.

To support the rapidly growing superyacht industry, \$2 million of this investment will help deliver a superyacht berth at the Southport Yacht Club. The new berth will allow larger vessels to visit the coast creating jobs and stimulating the maritime industry.

Pacific Motorway Upgrade

Works have started on the \$1 billion Pacific Motorway (M1) upgrade from Varsity Lakes to Tugun, the Gold Coast's largest road project. This follows on from completion of the \$218.5 million upgrade between Mudgeeraba and Varsity Lakes. In total, the Queensland Government has secured \$2.5 billion to build a better M1.

New Special School in Coomera

A new \$46.1 million special school in the north of the Gold Coast will open in 2022 to service the growing populations of Coomera, Pimpama and Upper Coomera.

Southport Ambulance and Gold Coast Operations Centre Redevelopment

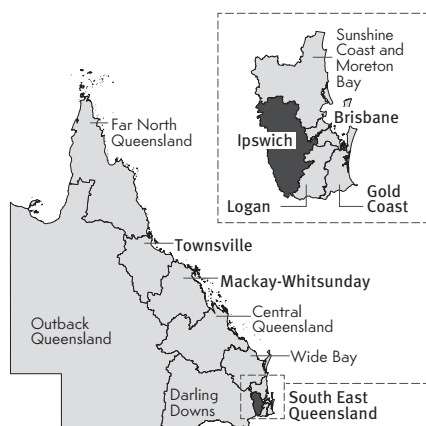
The Gold Coast Operations Centre will be upgraded with \$10.6 million funding, enabling the Queensland Ambulance Service to support communities and deliver improved health services to the region.

Gold Coast Light Rail

Work has begun to prepare for construction of stage 3A of the Gold Coast Light Rail. The \$709.9 million project will extend light rail from Broadbeach to Burleigh.

Regional highlights

Ipswich



Ipswich Motorway – Rocklea to Darra Stage 1 Upgrade

\$35 million in 2020-21 out of a \$400 million total spend to support construction of additional lanes to reduce congestion, improve traffic flow and enhance local connectivity for all road users and pedestrians.

Oxley Priority Development Area

Development assessment is underway to transform the former Oxley Secondary College site to facilitate economic development via its use for community purposes. Redevelopment will generate jobs, stimulate the building and construction industry and bring forward innovative approaches for housing and sustainability.

Youth Detention Centre

Work has commenced on a \$150 million new 32-bed youth detention centre adjacent to the Brisbane Youth Detention Centre in Wacol.

Stage 2 of the Southern Queensland Correctional Precinct

The new \$653.98 million facility near Gatton is planned for completion in 2022-23. The project is expected to create more than 400 construction jobs over the three-year build and eventually deliver more than 500 permanent jobs as well as ongoing opportunities for local businesses to supply goods and services.

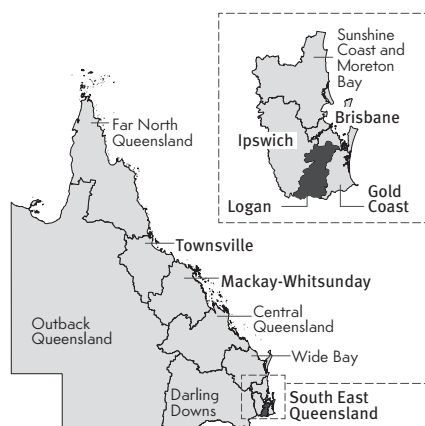
Springfield Central Station park 'n' ride

This \$44.5 million project will construct a park 'n' ride facility at Springfield Station, providing around 1100 car parks for the growing Springfield area and delivering improved safety and security for customers using Springfield Central station.

Ripley Valley infrastructure agreement

The Binnies Road West Catalyst Infrastructure Agreement for Ripley Valley is connecting more Queenslanders with affordable housing and job opportunities. Funding of essential road and bridge infrastructure will boost the local economy through growth of an area that can contribute up to 3300 affordable residential sites.

Logan



Logan Hospital Expansion

A major funding commitment of more than \$500 million will expand facilities and deliver multiple improvements of the hospital with an additional 206 beds. This project includes refurbishment of maternity services to deliver extra inpatient beds, birthing suites and additional cots for the expanded special care nursery, and a new car park to improve access for the community.

New ambulance stations for Yarrabilba and Munruben

Work is under way to build new ambulance stations at Yarrabilba and Munruben as part of delivering improved health services to the region.

Pacific Motorway – Eight Mile Plains to Daisy Hill

Construction is underway on the \$750 million Eight Mile Plains to Daisy Hill upgrade, focusing on improvements to 8 kilometres of the Pacific Motorway (M1) between the Gateway Motorway and Loganlea Road.

Loganlea train station relocation

Detailed design has commenced on a \$95 million project to relocate the Loganlea train station, which will result in improved connections to the Logan Hospital and TAFE, better disability, pedestrian and cycling access, enhanced station facilities and more.

Greenbank bus park 'n' ride upgrade

In support of Logan's growing south west region, \$21 million will go to upgrade public transport infrastructure, including 600 new parking spaces, new bays for drivers dropping off and picking up, three new bus stops and more.

Queensland Apprenticeships Centre at Beenleigh

Beenleigh will be the site of an upcoming \$20 million Queensland Apprenticeships Centre, delivering training in high demand industries including renewable hydrogen.

New Primary School in North Maclean (Greenbank)

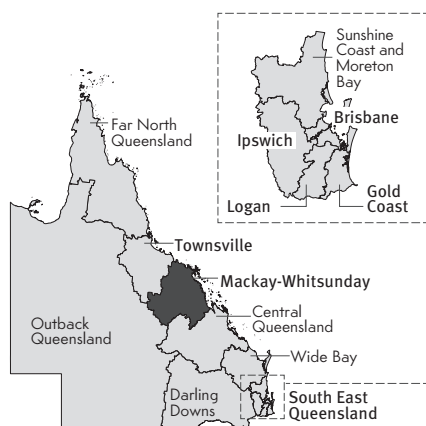
A new \$66.5 million primary school will open in 2022 to service the Greenbank section of the Greater Flagstone Priority Development Area.

Mount Lindsay Highway

Since 2015-16, the Queensland Government has locked in more than \$165 million to upgrade the Mount Lindsay Highway. The Mount Lindsay Highway 10-year forward plan will deliver upgrades that will bust congestion and improve safety for one of Queensland's fastest-growing areas.

Regional highlights

Mackay–Whitsunday



Bowen recycled water network upgrade

Over \$2 million BoR funding supported the upgrade and expansion of the recycled water network in Bowen. The project enabled the recycled water network to be connected to the irrigation system of Bowen's parks and public green spaces, reducing the risk of damage to the Great Barrier Reef through reduction of effluent discharge into the ocean.

New Sarina Hospital

\$16.5 million will be invested in a new, purpose-built hospital that will change the way regional services are delivered in Sarina. This new facility will provide the community with greater access to quality care, closer to home. Construction is anticipated to commence late 2021 and be finished by late 2022.

New beef abattoir beyond Moranbah

The JARGF will support the establishment of a small scale on-farm abattoir and worker accommodation. The \$27.9 million Signature OnFarm abattoir will supply both the domestic and the international markets, creating more than 80 new jobs at the facility.

Mackay Resources Centre of Excellence

The \$7 million Mackay Resources Centre of Excellence is a new training and research facility supporting the region's mining industry, to which the JARGF contributed funding. The facility was delivered in partnership with Mackay Regional Council and industry, and its construction supported 22 direct and indirect jobs.

Bruce Highway - Mackay Northern Access Upgrade

This \$120 million project is jointly funded with the Australian Government to construct additional lanes of the Bruce Highway between Ron Camm Bridge and Mackay Ring Road as part of the Mackay Northern Access Upgrade project.

Mackay Ring Road and Walkerston Bypass

Connecting Mackay's growing suburbs, the \$497 million, 11.3 kilometres ring road is the Sugar City's largest-ever road project and will connect the Bruce Highway at the Stockroute Road roundabout to Bald Hill Road. The project has also seen the first 2.6 kilometres of the much anticipated Walkerston Bypass built, and supports local jobs with 80 per cent of the 1800 on-site construction staff being local.

Outback Queensland



Outback road upgrades

More than \$1 billion in jointly-funded new and accelerated road upgrades have been locked in as part of Queensland's plan for economic recovery from COVID-19. This includes \$200 million to upgrade older bridges and culverts, strengthen pavements and progressively seal outback roads. Other outback transport projects being funded in 2020-21 include the \$4.8 million Kennedy Developmental Road seal between Winton and Boulia, \$2.8 million Landsborough Highway upgrade and another \$12 million for the Mount Isa line.

Blackall Hospital Redevelopment

Over \$18 million is committed to enable the construction of a new community hospital and integrated medical centre including communications and fire services and landscaping. The new hospital will be operational in 2021.

Eromanga Natural History Museum

\$2.4 million of BoR funding is supporting the \$6 million museum building to house one of Australia's most significant and internationally recognised dinosaur and megafauna collections. This project will provide a facility for all future groundwork and scientific studies of dinosaurs from the Eromanga region and present key palaeo-environmental differences between the central Queensland (Winton) and southern Queensland (Eromanga) sites while creating a unique tourism experience.

South West Queensland Digital Connectivity Project

BoR has contributed over \$3.4 million towards a collaborative digital connectivity program with Balonne, Bulloo, Maranoa, Murweh and Paroo councils to provide better connectivity within each council area and linkages to neighbouring areas. This is designed to reduce the digital blackspots across South West Queensland and enable industry development in agriculture, tourism and manufacturing. An additional \$600,000 has been approved for Paroo to extend digital connectivity to some of the shire's furthest communities.

The Dig Tree Visitor Experience Redesign Project

This \$500,000 project (\$250,000 funding through BoR) delivered Stage 1 at the Burke and Wills Dig Tree site, Nappa Merrie Station in the Bulloo Shire, including a boardwalk, signage and interpretation to enhance the tourism experience and, critically, protect the tree's roots from ground compaction.

Les Wilson Barramundi Discovery Centre

Supported through the BoR, Local Government Grants and Subsidies and Works for Queensland programs, the \$11 million expansion of the Barramundi Discovery Centre is the only hatchery in the world to breed the Southern Gulf Barramundi.

Regional highlights

Sunshine Coast and Moreton Bay



Caboolture Hospital

More than \$400 million will expand and enhance the Caboolture Hospital, providing an additional 130 beds, to expand the emergency department, and to build a new carpark improving access to health services for the community.

Bruce Highway Upgrade - Caloundra Road to Sunshine Motorway

The \$813 million Bruce Highway Upgrade is jointly funded with the Australian Government and will widen the Bruce Highway to six lanes from Caloundra to the Sunshine Motorway. The project includes the construction of Australia's first diverging diamond interchange at Caloundra Road. A key benefit of the upgrade is separating long-distance traffic from local traffic movements, allowing the highway to function as a high-speed, high-volume corridor.

Bruce Highway Caboolture to Steve Irwin Way

Supporting up to 650 jobs during construction, the \$662.5 million upgrade will widen the highway from four to six lanes between Caboolture-Bribie Island Road and Steve Irwin Way. The upgrade will also include the construction of 10 new three-lane bridges at five creek crossings, future-proofing one of Australia's most significant freight corridors.

New Primary School in Caloundra South

A new \$68.2 million primary school will open in 2022 as part of the next phase of development within the Caloundra South Priority Development Area.

High speed broadband cable

The JARGF provided \$15 million to assist the Sunshine Coast Council to secure the landing of an undersea fibre optic broadband cable into Queensland. The \$35 million project will help stimulate local business, generate new investment, and increase the region's smart-city capability.

Beerburrum to Nambour Rail upgrade

Bolstering Queensland's major north-south rail corridor through the Sunshine Coast, this project will see the line duplicated north of Beerburrum, new park 'n' rides and road-over-rail bridges. The \$550.8 million jointly-funded project is estimated to support 333 jobs and improve both passenger and freight trains.

Caboolture-Bribie Island Road

The Queensland Government has locked in a \$30.4 million jointly-funded agreement with the Federal Government to upgrade Bribie Island Road. Construction is underway on the first upgrade to overhaul the Old Toorbul Point Road intersection, estimated to support 30 jobs during construction.

Townsville



Port of Townsville upgrades

Port of Townsville is the gateway for projects as far away as Mount Isa and this investment will ensure the entire North Queensland economy can benefit now and into the future. A \$193 million upgrade of the port channel is underway, with a \$75 million contribution from the Queensland Government, \$75 million from the Australian Government and \$43 million from the Port of Townsville Limited. The Queensland Government is investing a further \$30 million for Berth 4 facilities and a potential \$48 million intermodal facility within the port subject to a detailed business case and relevant approvals.

Solar trees in Townsville

\$6.5 million in Queensland Government funding is committed for the solar trees beautification project at the North Queensland Stadium precinct. The solar trees installation will be a unique tourism attraction creating around 120 direct and indirect jobs during construction. The project will see two solar trees ranging from eight-to-twelve metres tall installed along Ross Creek between North Queensland Stadium and Townsville city centre, including a 'rain tree' that will provide an interactive water experience.

Burdekin Ayr Water Supply

This \$10 million project will deliver new water infrastructure, including the installation of up to three new bores, a new 10 megalitre reservoir and new trunk duplication pipeline. This second stage of the project will ensure the supply of clean, reliable potable water to the townships of Ayr, Brandon and Alva Beach.

Hughton River Floodplain Upgrade project

The \$514.3 million project is jointly funded by the Australian Government (\$411.4 million) and Queensland Government (\$102.9 million) covering essential upgrades to the Bruce Highway. On completion it will improve safety and efficiency for road users and significantly improve flood immunity.

Townsville Ring Road Stage 5

Construction will start in 2021 on the fifth stage of the Townsville Ring Road, with a joint investment of \$230 million by the Australian and Queensland governments. Building on close to \$800 million in greater Townsville road projects since 2015, the duplication of the southern link is the final piece of the puzzle for the 22 kilometre link road and will support hundreds of jobs during construction.

Regional highlights

Wide Bay



Burnett River Traffic Bridge rehabilitation

Significant rehabilitation works are continuing on the heritage-listed Burnett Traffic Bridge in Bundaberg to ensure the structural condition of the bridge is capable of handling future traffic demand. The \$28.55 million rehabilitation program is significant given the age, size and heritage structure of the Burnett Traffic Bridge. The Queensland Government is committed to preserving this important landmark as part of Bundaberg's history and ensure it continues to serve as a vital road link.

Country Racing Program investment

Seven race clubs across the Wide Bay-Burnett region will share in almost \$600,000 in infrastructure funding as part of the Country Racing Program. Non-TAB clubs can apply to Racing Queensland for projects relating to infrastructure repairs and maintenance under this four-year \$70.4 million program.

Increasing the capacity of Kingaroy's meat processing facility

The JARGF supported the \$64 million expansion of the Swickers Bacon Factory in Kingaroy which has doubled its processing capacity. Swickers continues to be a vital regional employer with jobs onsite growing from 570 to more than 800.

Maryborough Portside Cultural Precinct

This \$1.58 million project, jointly funded with the Australian Government and Fraser Coast Regional Council, will revitalise Maryborough's historic Portside precinct as a creative hub by linking heritage sites and collections into a unique, integrated cultural tourism experience.

Gympie Bypass – Bruce Highway Upgrade (Cooroy to Curra) Section D

This \$1 billion project will see a four-lane, 26 kilometre bypass built east of Gympie. This project is estimated to support more than 550 jobs during construction. Jointly funded between the Queensland and Australian governments, the project marks the fourth and final section of a 62 kilometre upgrade of Bruce Highway between Cooroy and Curra.

NGR rectification

Seventy-five trains are being retrofitted at Downer's Maryborough factory as part of a \$335.7 million investment by the state government. The rectification work will not only make the trains more accessible, particularly for people with disabilities and mobility issues, but is also supporting regional manufacturing and an estimated 100 local jobs too.



Unite & Recover 

Queensland Treasury

1 William Street
Brisbane QLD 4000
13 QGOV (13 74 68)
www.treasury.qld.gov.au